



شركة أبوظبي الوطنية للتأمين
ABU DHABI NATIONAL INSURANCE COMPANY



20
18

ANNUAL
REPORT



YEAR OF TOLERANCE



20
18

ANNUAL
REPORT



THE LATE
SHEIKH ZAYED BIN SULTAN AL NAHYAN
THE FOUNDING FATHER OF THE UNITED ARAB EMIRATES



HIS HIGHNESS
SHEIKH KHALIFA BIN ZAYED AL NAHYAN

PRESIDENT OF THE UAE
AND RULER OF ABU DHABI



HIS HIGHNESS
**SHEIKH
MOHAMMED BIN RASHID AL MAKTOUM**

VICE PRESIDENT AND PRIME MINISTER
OF THE UAE AND RULER OF DUBAI



HIS HIGHNESS
**SHEIKH
MOHAMED BIN ZAYED AL NAHYAN**

CROWN PRINCE OF ABU DHABI
AND DEPUTY SUPREME COMMANDER
OF THE UAE ARMED FORCES

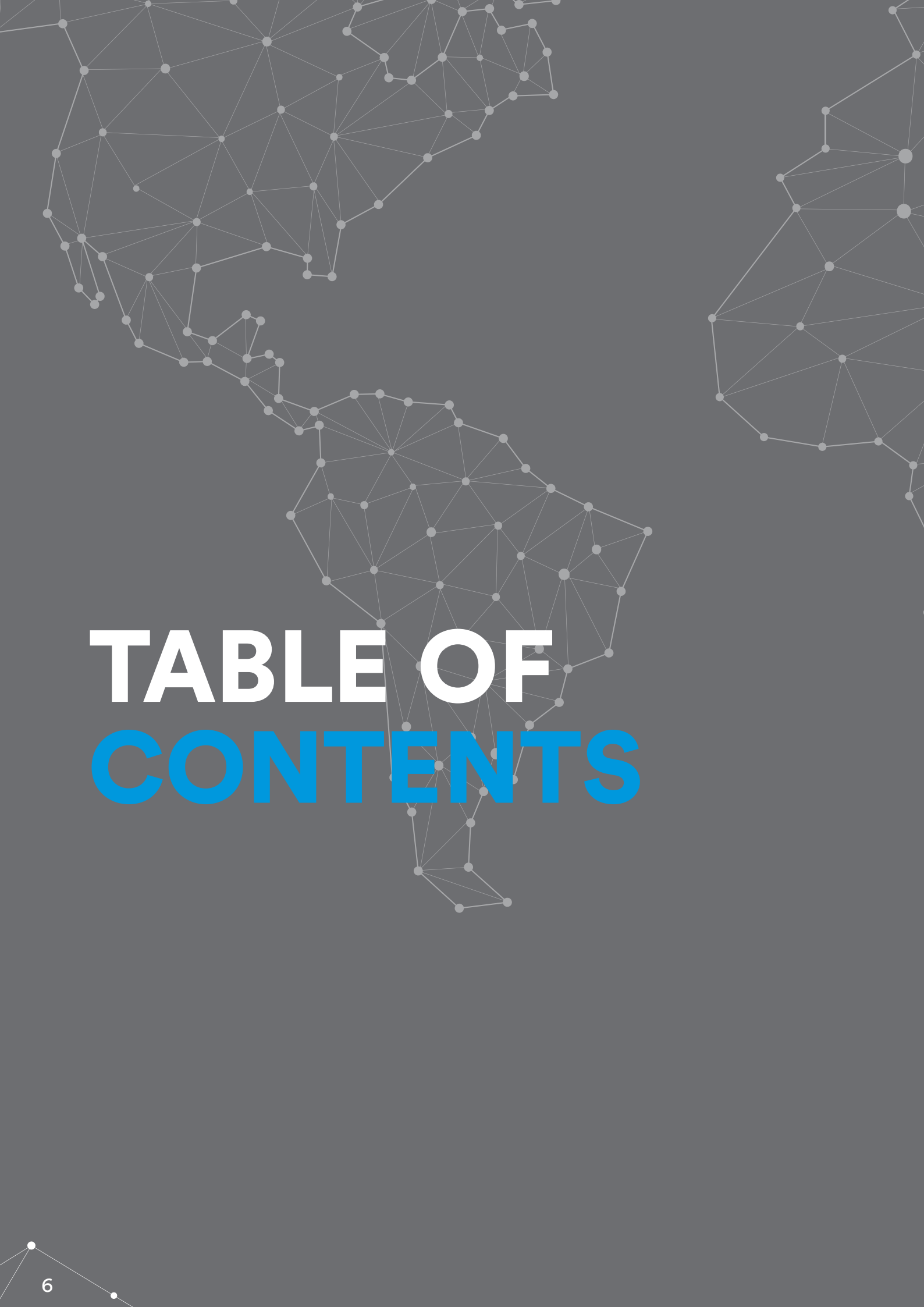



TABLE OF CONTENTS



— ● 10	Design Concept – Year of Tolerance
— ● 12	Our Geographical Expansion
— ● 14	The Board of Directors
— ● 16	Chairman’s Statement
— ● 18	Chief Executive Officer’s Statement
— ● 20	Our Corporate Team
— ● 30	About Us
— ● 32	Our Mission and Vision
— ● 34	Our Core Values
— ● 35	Our Strategic Pillars
— ● 36	Our Global & Regional Recognition
— ● 38	Our Corporate Commitment
— ● 42	Our Work-Life Balance
— ● 44	Our Corporate Governance
— ● 50	Consolidated Financial Statements
— ● 111	Our Locations





“ If it were not for
tolerance, there would be
no friends and no brothers.
For tolerance is a virtue. ”

— THE LATE —
SHEIKH ZAYED BIN SULTAN AL NAHYAN
THE FOUNDING FATHER OF THE UNITED ARAB EMIRATES



YEAR OF TOLERANCE

YEAR OF TOLERANCE





Carrying on the legacy of Sheikh Zayed

As we leave The Year of Zayed behind and transition into a new year, we celebrate tolerance as one of the fundamental values and philosophies of the founding father of the UAE. Let us pay tribute to his vision, that the UAE may be a bridge of communication between people of different cultures and beliefs, and that we create a respectful environment that rejects extremism and celebrates the acceptance of one another.

2019 has been declared as the Year of Tolerance, in honour of this, we will celebrate tolerance as a virtue and an intrinsic human value based on the principles of love for all, harmony, cooperation, giving and equality among all human beings.

This announcement aims to embody the humanitarian values and legacy of Sheikh Zayed, to deepen the

principles of tolerance and co-existence amongst the people of the UAE and to solidify the country as a capital of understanding, through a series of initiatives, projects and dialogue between various cultures and civilisations.

We extend our loyalty and gratitude to The Late Sheikh Zayed who taught us how to walk in the path of goodness, love and tolerance. We also extend our thanks and loyalty to our wise leadership, as they lead the process of building and development of the nation. We promise to be guided by the values of tolerance, so together we can shape a future of excellence for our beautiful country.

Welcome to the Year of Tolerance.

OUR GEOGRAPHICAL EXPANSION

United Arab Emirates

 Head Office

 Branches

 Sales and Services Centers



United Kingdom

 Subsidiary Company



THE BOARD OF DIRECTORS





Sheikh Mohamed Bin Saif Al-Nahyan
Chairman of the Board



Sheikh Theyab Bin Tahnoon Al-Nahyan
Vice Chairman



H.E. Sultan Rashed Al-Dhaheeri
Board Member



Mr. Abdulla Khalaf Al-Otaiba
Board Member



Mr. Omar Liaqat
Board Member



Mr. Jamal Sultan Al-Hameli
Board Member



Mr. Abdulrahman Hamad Al-Mubarak
Board Member



Mr. Hazzaa Mohamed Rubayea Al-Mheiri
Board Member



Mr. Hamoodah Ghanem Bin Hamoodah
Board Member



A MESSAGE FROM THE **CHAIRMAN** OF THE BOARD

On behalf of the Board of Directors of Abu Dhabi National Insurance Company (ADNIC), I am pleased to present our Board of Directors' Report and Audited Consolidated Financial Statements for the year ended 31st December 2018.

The Board of Directors is pleased to report that ADNIC achieved strong results in 2018, the year of Zayed, demonstrating the strength and dynamism of the UAE economy. ADNIC's success against the backdrop of continued challenging market conditions reflects the benefits of our focus on diversification, innovation and efficiency in 2018, with new products, enhanced processes and a broader footprint underpinning our success. As technology continues to reshape the insurance sector, we are committed to ensuring that ADNIC leads the way through innovative service delivery based on sophisticated data analysis to provide excellent customer experience.

Our focus in 2019, the Year of Tolerance, is on using our financial strength and capabilities to support our diverse customer base while maintaining our broader contribution to the community and creating value for our shareholders.

Key Financial Highlights:

Cash Balances

ADNIC's cash balances increased by 21.2% to AED 854.6 million as of 31st December 2018, compared to AED 705.4 million as of 31st December 2017.

Investments

Total investments including cash in time deposits, bank accounts and investment properties increased by 10.4% to AED 3.75 billion as of 31st December 2018, compared to AED 3.39 billion as of 31st December 2017.

Total Assets

Total assets increased by 8.3% to AED 7.25 billion as of 31st December 2018, compared to AED 6.70 billion as of 31st December 2017.

Gross Technical Reserves

Gross Technical Reserves increased by 1.9% to AED 3.96 billion as of 31st December 2018, compared to AED 3.88 billion as of 31st December 2017.

Shareholders' Equity

Shareholders' Equity position increased by 6.4% AED 2.10 billion as of 31st December 2018, compared to AED 1.98 billion as of 31st December 2017.


Return on Equity

Return on equity is 11.6% for 2018 and 12.2% for 2017.

Basic and Diluted Earnings Per Share

Basic and diluted earnings per share increased by 5.0% to AED 0.42 as a result of achieving a net profit of AED 235.6 million for the year 2018 compared to basic and diluted earnings per share of AED 0.40 resulting from a net profit of AED 227.3 million last year.

On behalf of the Board of Directors, I would like to extend our sincere gratitude to His Highness Sheikh Khalifa Bin Zayed Al Nahyan, President of the UAE, His Highness Sheikh Mohammed Bin Rashid Al Maktoum, UAE Vice President and Prime Minister, and Ruler of Dubai, and His Highness Sheikh Mohamed Bin Zayed Al Nahyan, Crown Prince of Abu Dhabi and Deputy Supreme Commander of the UAE Armed Forces, for their continued support.



Sheikh Mohamed bin Saif Al-Nahyan
Chairman of the Board of Directors



A MESSAGE FROM THE CHIEF EXECUTIVE OFFICER

Throughout our 45-year history as one of the leading composite insurers in the region, ADNIC has sought to deliver great service for our customers and value for our shareholders, to be a great place to work for our valued staff, and to contribute to society through responsible corporate actions.

I am pleased to report that during the course of 2018, we made substantial progress with all of these objectives, measured by the very high standards we set ourselves.

This further progress has been made in the face of considerable challenges, and we are fully aware that to continue to do so in the coming years will require us to make ever greater efforts. We will do so by adhering to the core values that have been the cornerstones of our success and by building on these through the rapid adoption of technology.

First and foremost we will continue to deliver great value for money insurance products backed by the excellence of our customer service.

We will respond to the fast-changing nature of the market by adopting cutting edge technology to continue developing our customer service.

We will continue to diversify our revenue streams and expand our geographic footprint. On this last point, it is important to highlight that ADNIC now trades in over 90 countries around the world.

In short, sustainability, customer centricity and technology are the bases on which ADNIC will continue to profitably grow the business in the years ahead.

Our Operating Environment

ADNIC operates in a globally connected world. The UAE is one of the most diverse countries in the world and our customers, be they individuals or corporations, increasingly judge us not by comparison with our local competition but by the best standards they encounter globally.

The global environment is challenging. Climate change, bringing with it increasing frequency and severity of natural disasters, is a significant issue for the global insurance sector. The economic environment is seeing a challenge to the established order of the past few decades. Whilst no one can be any doubt about the overall positive impact of the Internet age that we live in, it has also brought about great changes in the traditional patterns of employment in many industries.

The global insurance industry has, despite some consolidation, a surplus of capacity, and pricing globally and therefore locally will continue to remain under pressure.

It is gratifying to see that Lloyd's, as one of the world's leading insurance hubs, has been taking firm action in 2018 on underperforming lines following major catastrophe losses in 2017. This saw improved profit in the first half of the year and we expect further concerted action by Lloyd's in this regard. With challenge, however, comes opportunity. We are determined that ADNIC as a leading regional insurer, will play its full part in rising to these challenges and indeed we are already doing so.

Regionally, we are confident about the prospects for growth, the Middle East is a region that has consistently showed its ability to respond flexibly and deliver increased prosperity and security for its citizens.

The price of oil will continue for the foreseeable future to be one of the key drivers of the economies of the Gulf, but as the governments of the region continue to reduce further their dependency on oil and gas, we expect growth in other industries to provide ADNIC with further opportunities for expansion.

The insurance industry, with its relatively low levels of penetration by world standards, has consistently out grown

more mature markets and we expect this to continue, as will our market share in the countries within the region.

Turning to the UAE, ADNIC is already one of the largest insurers in the country with leading market share in all core non-life segments and across all the traditional and emerging distribution channels. With growth in the UAE expected to accelerate in 2019, ADNIC is well positioned to take advantage of this.

To do this, we will continue to build on the sustainability of our core underwriting and claims services, which underpin everything we do. Value for money and service excellence for our customer will always be at the heart of the ADNIC proposition. We see the new technologies that drive sweeping change across our industry both as a challenge and an opportunity. It is a challenge because of the sheer diversity of new technologies available and the need to prioritise the ways in which we deploy them. It is an opportunity because, rightly used, we can transform beyond recognition the ways in which we interact with our customers and they with us, but without ever losing the personal touch that so many of our customers have come to recognise over the years. We are already well on the way to doing this.

ADNIC's UAE Business

ADNIC posted strong results in 2018 with double digit growth in our gross written premiums backed by growth in technical profit of over 20%. Net profit, with our investment portfolio affected by market turbulence towards the end of the year, was up in 2018 at AED 235m.

We saw strong growth across all the traditional and emerging distribution channels, and during the course of 2018 launched a number of well received new products and services.

Corporate Social Responsibility

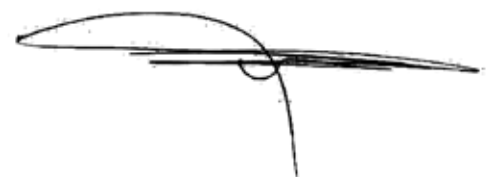
As a socially responsible corporate organisation, we renewed our commitment to Al Bayt Mitwahid Association, Mohammad Bin Rashid Al Maktoum Knowledge Foundation, UAE Genetic Diseases Association, Sandooq Al Watan, Homat Al Watan and the Absher Initiative.

ADNIC's International Business

ADNIC's International Division is now a recognised lead underwriter for risks located in the MENA region. We have continued our cautious yet ambitious expansion plan so that we are now writing business not only in MENA but also Asia, Africa, Latin America and Europe.

Outlook for 2019

ADNIC's strong performance over recent years, both financially and operationally, gives us a robust platform on which to build further profitable growth in 2019. With the support of our customers, our business partners and our motivated and highly skilled workforce, we face the future with ambition and confidence.



Ahmad Idris
Chief Executive Officer

OUR CORPORATE TEAM



EXECUTIVE MANAGEMENT TEAM





BACK ROW: LEFT TO RIGHT

Jugal Madaan

Senior Vice President - Underwriting
(Commercial Lines - Non Marine)

Osama Altajer

Senior Vice President - Underwriting
(Commercial Lines - Marine & Aviation)

Joseph Graham

Senior Vice President - Human Resources &
Administration

Hema Padmanabhan

Senior Vice President - Commercial Lines Claims

Anil Dixit

Senior Vice President - Investments

Vamshidhar Vanama

Senior Vice President - International Division

Hany Baher

Senior Vice President - Information Technology

Vaidyanathan Srinivasan

Senior Vice President - Underwriting
(Consumer Lines)

FRONT ROW: LEFT TO RIGHT

Yousuf Amin

Executive Vice President - Operations

Ali Shaukat

Executive Vice President - Risk Management

Raed Haddadin

Executive Vice President - Legal & Compliance

Alaa Fares

Executive Vice President - Finance

Abdulla Al Nuaimi

Executive Vice President - Shared Services

Andrew Woodward

Executive Vice President - Business Development

Tariq Zietoun

Executive Vice President - Underwriting &
Strategic Accounts Management

Lazhar Charfeddine

Executive Vice President - Claims, Reinsurance
and Engineering Services

ADNIC INTERNATIONAL LTD



Paul Hill

Chief Executive Officer - ADNIC International LTD

STRATEGIC ACCOUNTS MANAGEMENT (SAM), UNDERWRITING, AND INTERNATIONAL DIVISION



BACK ROW: LEFT TO RIGHT

Laeque Shrieff
Senior Manager - Underwriting (Medical)

Shyam Kandanat
Vice President - Underwriting (Commercial & Motor) (Dubai & Northern Emirates)

Sirish Rao
Vice President - Underwriting (Property, Liabilities & Financial Lines) (International)

Nabil Azzouz
Vice President - Underwriting (Marine & Energy) (International)

Gurumurthy Lakshminarayanan
Vice President - Underwriting (Marine Hull & Cargo)

FRONT ROW: LEFT TO RIGHT

Alaa Naama
Senior Manager - Underwriting (Motor)

Rizwan Munir
Senior Manager - Underwriting (Motor)

Khalid Rawashdeh
Vice President - Underwriting (Engineering, Construction, Liabilities & Financial Lines)

Tarek Moukarzel
Vice President - Underwriting (Life, Travel & Personal Accident)

Wissam Al-Khaldi
Vice President - Strategic Accounts Management

Syed Saquib
Senior Manager - Underwriting (Property)

NOT IN PHOTO:

Anand Kalandy
Senior Manager - Underwriting (Medical)

CLAIMS AND ENGINEERING SERVICES



BACK ROW: LEFT TO RIGHT

Krishnan Raghunathan

Senior Manager - Commercial Lines Claims
(Marine & Aviation)

Rami Al Zaben

Senior Manager - Engineering & Liabilities
Claims (Direct)

Ahmed Morsi

Senior Manager - Motor Claims (Salvage &
Recovery)

Wassim Alzayed

Senior Manager - Pharmacy Benefits
Management

FRONT ROW: LEFT TO RIGHT

Ashraf Genina

Senior Manager - Motor Claims (Dubai &
Northern Emirates)

Nehal El Trmesany

Senior Manager - Medical Provider Relations,
Life, Travel & Personal Accident Claims

Haitham Ali

Senior Manager - Motor Claims (Abu Dhabi &
Western Region)

Sajiv Gopalkrishnan

Vice President - Engineering Services

NOT IN PHOTO:

Smita Srivastava

Vice President - Claims (Medical, Life, Travel &
Personal Accident)

BUSINESS DEVELOPMENT



BACK ROW: LEFT TO RIGHT

Mahmoud Sewedan
Branch Manager - Al Ain

Mohsin Bin Naqib
Branch Manager – Musaffah

Aditya Kulkarni
Head - Broker Business (Dubai & Northern Emirates)

FRONT ROW: LEFT TO RIGHT

Anand Nair
Vice President - Alternative Distribution and E-Commerce

Alya Al Tamimi
Regional Manager - Dubai & Northern Emirates

Bassam El Jbeili
Vice President - Direct Business

NOT IN PHOTO:

Mansour Rahme
Branch Manager - Sharjah

SUPPORT SERVICES - FINANCE, INVESTMENT, OPERATIONS, INFORMATION TECHNOLOGY AND RISK MANAGEMENT



BACK ROW: LEFT TO RIGHT

Ujjval Thakkar

Senior Manager - E-Commerce

Mohanad Kattan

Senior Manager - Infrastructure

Vetrivelan Andigounder

Senior Manager - Consumer Lines Operations

FRONT ROW: LEFT TO RIGHT

Ravichandran Nair

Vice President - Accounting, Budgeting,
Reporting & Tax

Esmat Taha

Vice President - Investments & Investor Relations

Firas El Khatib

Senior Manager - IT Program Management

Syed Hassan

Senior Manager - Risk Management

NOT IN PHOTO:

Prabhatha Rao Bellikoth

Senior Manager - IT Applications

HR, ADMIN, LEGAL, MARKETING, CORPORATE COMMUNICATIONS,
REINSURANCE AND ACTUARIAL



BACK ROW: LEFT TO RIGHT

Amjad Alhayek
Vice President - Legal

Khurram Masud
Vice President - Actuarial Services

Dana Hudairi
Senior Manager - Marketing

Hassan Al Khuwaildi
Senior Manager - Corporate Communications

Muhammad Zafar
Senior Manager - Inward Treaty

FRONT ROW: LEFT TO RIGHT

Omar Khedr
Senior Manager - Legal

Mohamed Saleh Bin Naqib
Senior Manager - Public Relations

Manoj Khemani
Vice President - Human Resources

Nadhmi Dammak
Vice President - Reinsurance

NOT IN PHOTO:

Bouchra Al Wazzan
Senior Manager - Administration



ABOUT US

Founded in the United Arab Emirates (UAE) in 1972, Abu Dhabi National Insurance Company (ADNIC) PJSC is a leading multi-line regional insurance company providing insurance services to individuals and corporates.

The Company has a wide network of branches, and sales and service centers across the country. ADNIC also has a representative office in London, under the name ADNIC International Ltd. ADNIC is publicly owned and listed on the Abu Dhabi Securities Exchange (ADX).

ADNIC transacts both Life and Non-Life Insurance and provides a range of innovative insurance products that are customizable and scalable. This flexibility enables the Company to meet the unique needs of individuals and corporates in the UAE and the wider Middle East and North Africa region.

ADNIC is committed to making a positive contribution to the communities.

ADNIC is proud to work with the government to encourage UAE nationals to work in the private sector. The Company's current level of Emiratization is amongst the highest in the UAE insurance sector.

In line with ADNIC's commitment to consistent provision of quality products and services, the Company has a robust set of policies and procedures compliant to ISO 9001:2015 standards. In October 2018, ADNIC was recertified for ISO 9001:2015 by LRQA (Lloyd's Registered Quality Assurance) and has received a number of industry awards. These include:

- The Corporate LiveWire Innovation and Excellence Award in 2015, 2017, and 2018
- Best Insurance Company 2017, Best Business Product 2016, and Best Consumer Insurance Product 2015 from Banker Middle East Industry Awards
- MEA Risk Insurance Excellence Award 2016
- Best Mobile Experience at the Customer Festival Awards 2015
- Best Company in Resolving Insurance Disputes from the Insurance Authority among many others



OUR MISSION & VISION

Our Mission

To serve our customers by offering quality and innovative, regional, and international insurance and reinsurance solutions.

Our Vision

To be the leading insurer of choice across the Middle East and North Africa region.



OUR CORE VALUES

We pride ourselves in continuously operating in line with our corporate core values when we interact with our shareholders, partners, clients, and employees. These values are integral to the way we do business and communicate with our stakeholders:

- Reliability
- Innovation
- Fairness
- Customer Centricity
- Loyalty

OUR STRATEGIC PILLARS

At the foundation of our business strategy lies seven strategic pillars, which help us maintain our commitment to be **Your Reliable Insurer**.

- Modernization of our processes, facilities, and infrastructure
- Expansion of our suite of products and services
- Employer of Choice within the insurance industry
- Product Development to ensure solutions are created to address our customers evolving business needs
- Distribution of our products and services wherever our customers are
- Customer Service to ensure that each interaction with our customers is effective
- Innovation & Technology to ensure solutions are offered efficiently



OUR GLOBAL & REGIONAL RECOGNITION

Insurance Authority Award 2018

Best Company in Resolving Insurance Disputes

Corporate LiveWire Awards

- Innovation in Corporate Insurance Solutions 2017
- Innovation and Excellence Award 2015

Banker Middle East Industry Awards

- Best Insurance Company 2017
- Best Business Insurance Product and Property Insurance 2016
- Best Consumer Insurance Product 2015

MEA Risk and Insurance Excellence Awards

- MEA Insurers Claims Initiative of the Year 2016
- MEA Insurers CEO's CEO 2016

Etisalat Strategic Award – Supplier's Conference, 2016

In recognition of ADNOC's valuable contribution to the success of Etisalat

Best Insurance Firm – Shiptek Awards

ADNOC awarded Best Insurance Firm of the Year 2016 at the 7th Shiptek International Awards, for the company's excellence in maritime & energy insurance

Customer Festival Award

Best Mobile Experience for the Year 2015

ENOC Strategic Supplier's Recognition Award

Emirates National Oil Company (ENOC) Recognition Award in appreciation of the valuable contribution to the business during 2015



OUR CORPORATE COMMITMENT

Our corporate philosophy embraces a commitment to improving the quality of life in the community. At ADNIC, we always seek to play a vital role as a major employer and significant contributor to local charities.

During 2018, we contributed and participated in several community events across the UAE.

Sandooq Al Watan

Supporting the fund financially and providing different insurance coverage for free.

ABSHER Initiative

Supporting the initiative that was launched by the Ministry of Presidential Affairs (MOPA), which aims to support and encourage Emiratis working in the private sector by offering distinctive offers. ADNIC has been providing discounted rates and packages on certain products since 2012.

UAE Genetic Diseases Association

Supporting the association by sponsoring initiatives which the centre organizes like the 7th International Genetic Disorder Conference, Ebtisam Cancer Society Support Group, and UAE Rare Diseases Support Group.

Al Bayt Mitwahid Association

Supporting an initiative launched by the employees of the Crown Prince Court of Abu Dhabi in 2013 to celebrate and promote the nation's unity. The Association provides an open platform for the UAE community to give back to the society in a number of ways.

Blood Donation Day

ADNIC staff donating blood to the Blood Bank.

Mohammed Bin Rashid Al Maktoum Knowledge Foundation

- Supporting 'Nobel Museum' in chemistry
- Supporting 'Bel Arabi' initiative to enhance the Arabic language and position it among international languages

Emirates Association of the Visually Impaired

Sponsoring a Umrah trip for two visually impaired members along with a family member.

Beit Al Khair Society

Supporting families in need that are listed within the association's records during Ramadan.

Absher Ya Watan

Supporting 'Absher Ya Watan' event in the 42nd anniversary of the UAE Armed Forces Unification.

UAE Armed Forces (Homat Al Watan)

Supporting the UAE Armed Forces and Ministry of Defense by providing special discounts for 'Homat Al Watan' members.



Department of Economic Development (RAK)

Participating by advertising in the department's regular magazine.

MOI (Saaed)

Supporting the National Day event to increase awareness in road safety.

Abu Dhabi University

Contributing to pay part of the study fees for one of the students.

International Therapeutic Diet Initiative for Volunteer

Supporting the initiative by covering the treatment fees of two kids with Autism.

Rashid Centre for the Disabled

Supporting the Centre by sponsoring five wheelchairs.

Dubai Health Authority

Supporting the 5th Annual Health Insurance Conference 2018.

Al Ain Club for the Disabled

Sponsorship of the club Iftar event.

Self-Care Tips

Sending self-care tips to our customers regularly over the year.



OUR WORK-LIFE BALANCE

ADNIC recognizes the importance of balancing work with social life activities. Therefore, we have established a committee, ADNICity Happiness Committee, which seeks to balance our employees' work and social life by engaging them and their families in social activities.

ADNICity Happiness Committee is an approach to employee relations that helps us in our continuous effort to be the Employer of Choice in the insurance industry.

- National Day
- Family Day
- Flag Day
- Desert safari
- Go-karting challenge
- Paintball challenge
- Bowling challenge
- Regular sport activities (cricket, badminton, basketball and football)
- Indoor cricket fest
- Cooking class for ladies
- Du personal mobile roadshow
- Health and fitness membership offers
- Al-Futtaim watches and jewellery offers
- Manpower Dinner Gathering



Bowling challenge



Cooking class for ladies



Desert safari



Family Day



Flag Day



Go-karting challenge



Indoor cricket fest



Manpower Dinner Gathering



National Day



Paintball challenge



Regular sport activities

OUR CORPORATE GOVERNANCE



Abu Dhabi National Insurance Company (ADNIC) is committed to implement the Resolution of the Chairman of the Securities and Commodities Authority's No. (7 R.M) of 2016 Concerning "The Standards of Institutional Discipline and Governance of Public Shareholding Companies", and it believes in the importance of such Standards which assist the Company in achieving its objectives in the interest of the Company's Clients, Shareholders and Staff. The Company ensures that all employees comply with the application of the best practices in order to maintain accountability, transparency and integrity in all transactions that enhance confidence and achieve highest levels of compliance with the governance rules and corporate discipline standards.

Audit Committee

The Audit Committee aims at assisting the Board of Directors in monitoring the duties related to the following:

Financial Reporting

1. Review with the management and the external auditors all significant matters on the quarterly and year-end financial statements and recommend its adoption by the Board.
2. Monitor compliance with financial reporting standards and regulatory requirements.
3. Review the Company's financial and accounting policies and procedures.
4. Review significant accounting and reporting issues, including:
 - Changes in accounting policies;
 - Significant adjustments resulting from the audit;
 - Ongoing concerns;
 - Adherence to accounting criteria set by Emirates Securities and Commodities Authority "SCA";
 - Adherence to listing and disclosure rules and other financial reporting legal requirements; and
 - Complex or unusual transactions or highly judgmental areas.
5. Review any management letter from the external auditors and ensure corrective action by the Executive Management.
6. Discuss significant issues as well as difficulties encountered in the interim or final audits.

Risk Management

Review the effectiveness of ADNIC's risk management framework, assessment, and responses to key business risks.

External Audit

1. Oversee and make recommendations on the appointment of external auditors to the Board, their fees, and any questions relating to their resignation or removal.
2. Develop and apply a policy for contracting with external auditors to provide audit and non-audit services and make a report to the Board of Directors to set forth the issues in respect of which an action shall be adopted together with recommendations on necessary to-be-adopted steps.

3. Evaluate on an annual basis the external auditor qualifications, performance, and independence. In performing this evaluation, the committee will at least annually, obtain and review a report by the independent auditor describing: the firm's internal quality-control procedures; any material issues raised by the most recent internal quality-control review, or peer review, of the firm, or by any inquiry or investigation by governmental or professional authorities, respecting one or more independent audits carried out by the firm, and any steps taken to deal with any such issues; and (to assess the auditor's independence) all relationships between the independent auditor and the Company.
4. Review the extent of non-audit services provided by the external auditors in relation to the objectivity and independence needed in the conduct of the audit, and make such recommendations on these matters to the Board as the Committee sees fit.
5. Review the mission and action plan of the external auditor and any material inquiries raised by the auditor to the management in respect of accounting records, financial accounts, or control systems, respond thereto and approve the same.
6. Discuss with ADNIC's external auditor any audit problems or difficulties encountered during the audit and assess management's response relating to:
 - Restrictions on the scope of the external auditor activities;
 - Restrictions on the external auditor's access to requested materials;
 - Significant disagreements with management;
 - Material audit differences that the external auditor noted or proposed but for which the Company's financial statements were not adjusted;
 - Coordinate with the Board, Executive Management and the Chief Financial Officer to meet with the external auditors at each reporting period.
4. Evaluate the performance of the Internal Controls Department.
5. On a regular basis, meet separately with the Head of Internal Controls to discuss any matters that the committee or Internal Controls believes should be discussed privately.
6. Review the effectiveness of Internal Controls activities and compliance with Ministerial Resolution No. (518) of 2009 concerning governance rules and corporate discipline standards.
7. Provide the Head of Internal Controls the right of direct access to the Chairman of the Committee and to the Committee.
8. Review the effectiveness of ADNIC's Internal Controls systems, including information systems, and technology security and control.
9. Ensure an annual review of the Internal Controls system is performed to determine the overall adequacy and effectiveness of ADNIC's Internal Controls system.
10. Discuss the Internal Controls system with the Executive Management to ensure the latter's performance of its duties towards the development of an efficient Internal Controls system.
11. Discuss ADNIC's policies and procedures (P&P) with the Executive Management to ensure the latter's performance of its duties towards the development of P&Ps.

Internal Controls

1. Review and approve plans, budget, staffing, and organizational structure of the Internal Controls function and related Internal Controls activities.
2. Approve the appointment or the removal of the Head of Internal Controls.
3. Review all reports submitted to the Committee by the Internal Controls Department and Executive Managements' responses to such reports.

Internal Audit

1. Review with management and the Head of Internal Controls the charter, plans, activities, staffing, and organizational structure of the internal audit process.
2. Approve the appointment or the removal of the internal audit service provider.
3. Review all reports submitted to the Committee by the internal audit service provider and Executive Managements' responses to such reports.
4. Evaluate the performance of the outsourced internal audit service provider.
5. Review the effectiveness of internal audit activities, including compliance with The Institute of Internal Auditors' Standards for the Professional Practice of Internal Auditing.
6. Provide the internal audit service provider the right of direct access to the Chairman of the Committee and to the Committee.
7. Meet with the internal audit service provider in private at least once a year to ensure that there are no unresolved issues of concern.

Compliance

1. Investigate any matters pertaining to the integrity of management including fraud, conflict of interest, or adherence to the CBC as required by ADNIC's policy.

The Committee holds its meetings at least once every three months or whenever it deems necessary. The Audit Committee comprises the following members:

- Mr. Omar Liaqat – Chairman
- Mr. Jamal Sultan Al-Hameli – Member
- Mr. Hamoodah Ghanem Bin Hamoodah – Member
- Mr. Abdelhamid Elewa – Committee Secretary

Nomination & Remuneration Committee

Abu Dhabi National Insurance Company "ADNIC" through its Board of Directors has established the Nomination & Remuneration Committee "NRC".

The NRC assists the Board of Directors in fulfilling its duties with regards to strategic human resources issues and in ensuring that human resources strategies, programs, and policies effectively integrate and align with ADNIC's mission and business objectives.

The NRC provides direction and aligns the interest of the management with that of the shareholders in matters related to ADNIC's human resources and human resources function. It also ensures an effective framework for governance, compliance, and risk management is implemented within the human resources function to support ADNIC's desire to be the "Employer of Choice" in the UAE Insurance Sector.

The Nomination & Remuneration Committee comprises the following members:

- Mr. Jamal Sultan Al-Hameli – Chairman
- Mr. Hamoodah Ghanem Bin Hamoodah – Member
- Mr. Abdulla Khalaf Al-Otaiba – Member
- Mr. Joseph Graham – Committee Secretary

Investment Committee

The Investment Committee assists the Board of Directors in supervising, monitoring, and evaluating the Company's investments. The Investment Committee performs its duties efficiently and in the best interest of the Company's shareholders through the following:

1. Establishing the Investment Strategy and Policy for approval of the Board.
2. Setting the investment guidelines including asset allocation, benchmark and other metrics deemed necessary.
3. Reviewing and monitoring the investments.
4. In conjunction with the Audit Committee, determining the scope of the rigorous audit procedures that include full coverage of the investment activities and ensure timely identification of internal control weaknesses and operating system deficiencies.
5. Assisting the Board of Directors in its evaluation of the adequacy and efficiency of the investment policies, procedures, practices, and controls applied in the day-to-day management of its business through an audit report (either independent internal or external) that is to be submitted to the Audit Committee.
6. Proposing a delegation of authority document relating to investment activities.
7. Appointing and retaining external consultants, industry experts and investment managers in order to perform specific investment-related activities and agree fees for said services.
8. Exercising oversight on strategic investment activities related to capital utilization including but not limited to regional expansion.

The Investment Committee comprises the following members:

- Sheikh Theyab Bin Tahnoon Al-Nahyan – Chairman
- Mr. Abdulrahman Hamad Al-Mubarak – Member
- Mr. Hazzaa Mohamed Rubayea Al-Mheiri – Member

- Mr. David Beau – External Member
- Mr. Esmat Taha – Committee Secretary

Risk Management Committee

The Risk Management Committee assists the Board in providing leadership, direction, and oversight of the Company's overall risk appetite, risk tolerance, and risk management frameworks. The duties of the Risk Management Committee include, but are not limited to, the following:

1. Recommend the risk profile and risk appetite across the Company to the Board.
2. Review and assess the design, completeness, and effectiveness of the risk management framework relative to the Company's activities.
3. Provide independent and objective review, advice, and assistance in developing Board policies and monitoring corporate activity.

The Committee meets regularly and discusses matters related to risk profile of the Company and provides recommendations to the Board and direction to ADNOC Management.

The Risk Management Committee includes the following members:

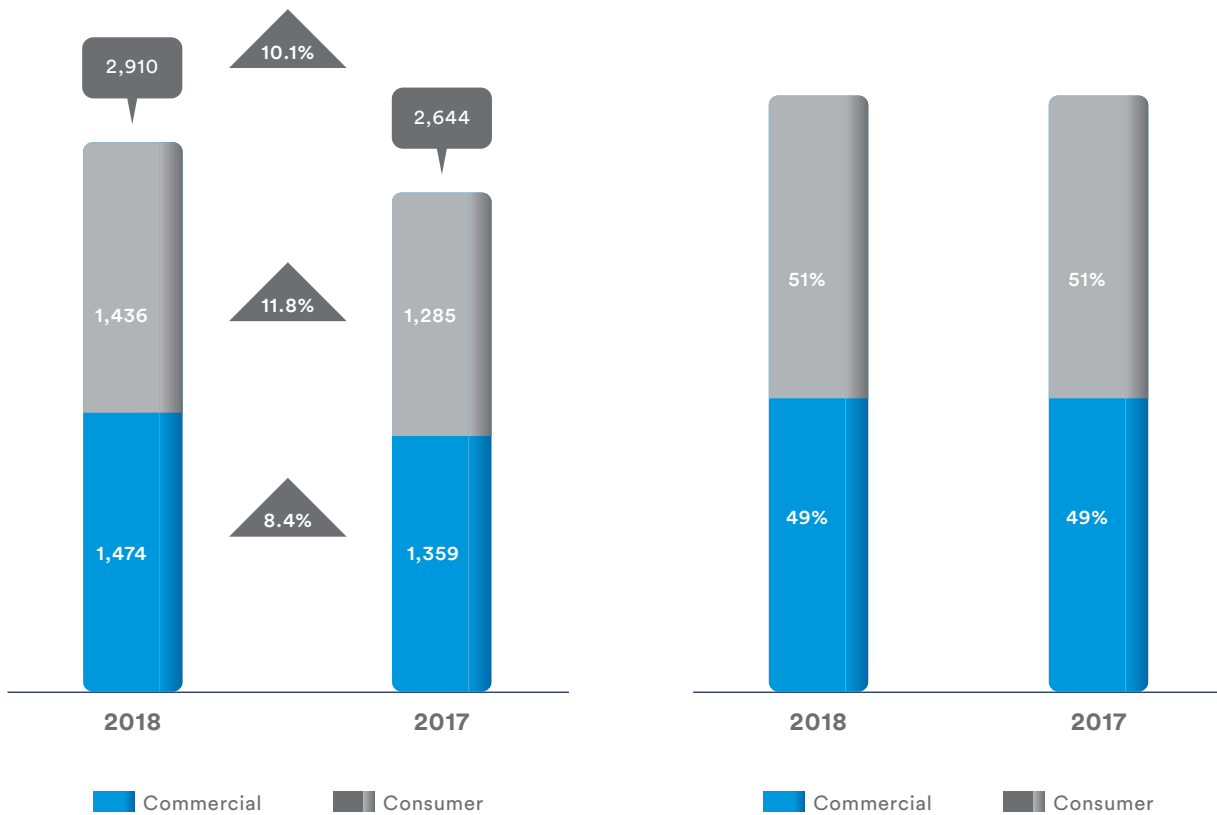
- Sheikh Mohamed Bin Saif Al-Nahyan – Chairman
- H.E. Sultan Rashed Al-Dhaheeri – Member
- Mr. Abdulla Khalaf Al-Otaiba – Member
- Mr. Omar Liaqat – Member
- Mr. Abdulrahman Hamad Al-Mubarak – Member
- Mr. Khurram Masud – Committee Secretary

CONSOLIDATED FINANCIAL STATEMENTS

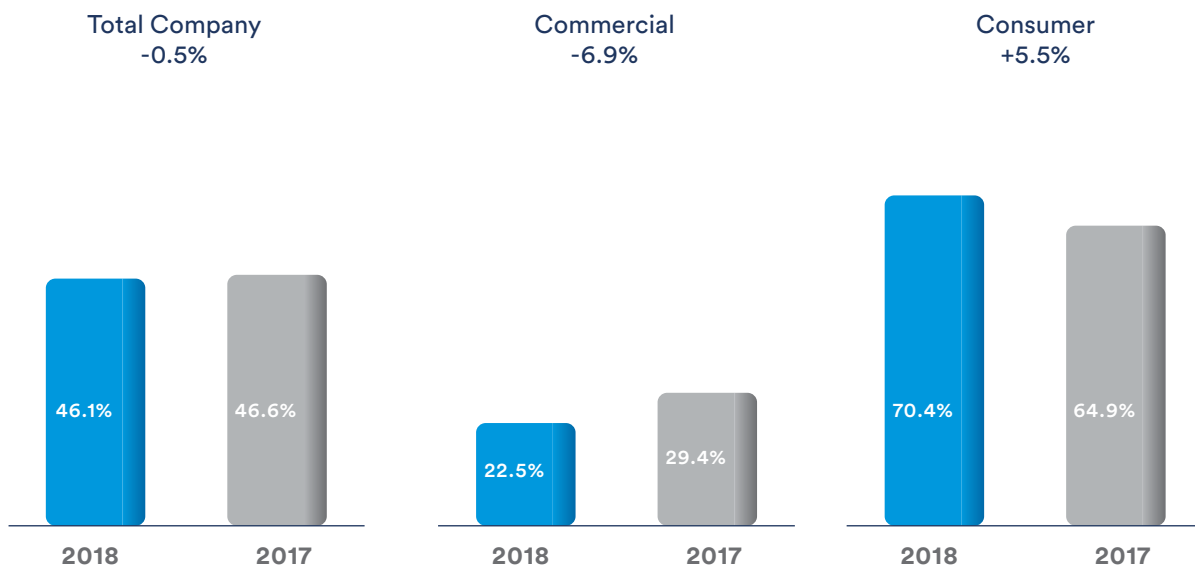
31 DECEMBER 2018



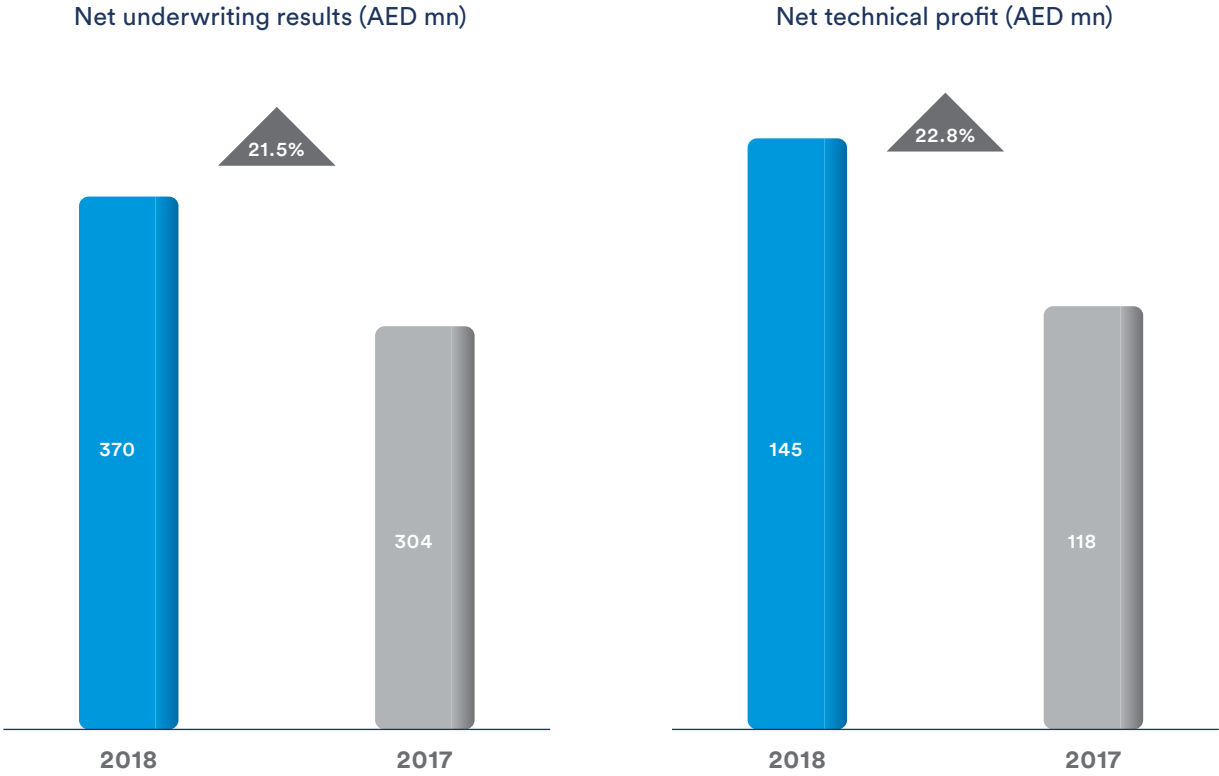
GROSS WRITTEN PREMIUM



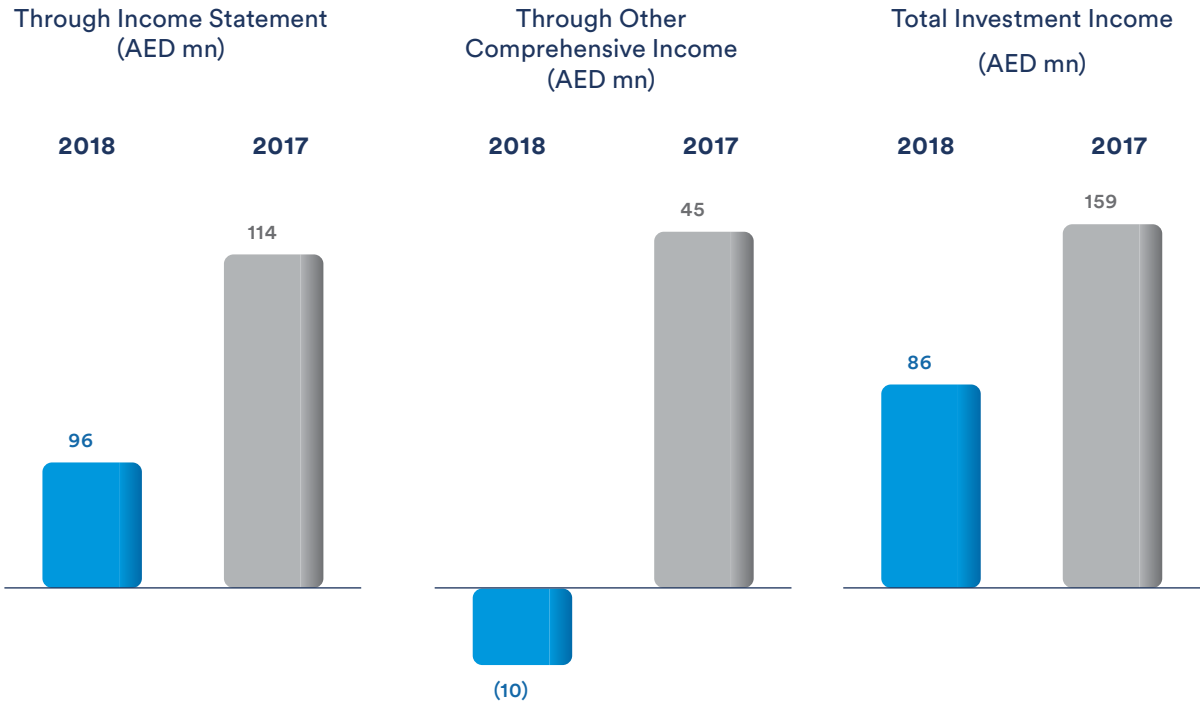
PREMIUM RETENTION RATIO



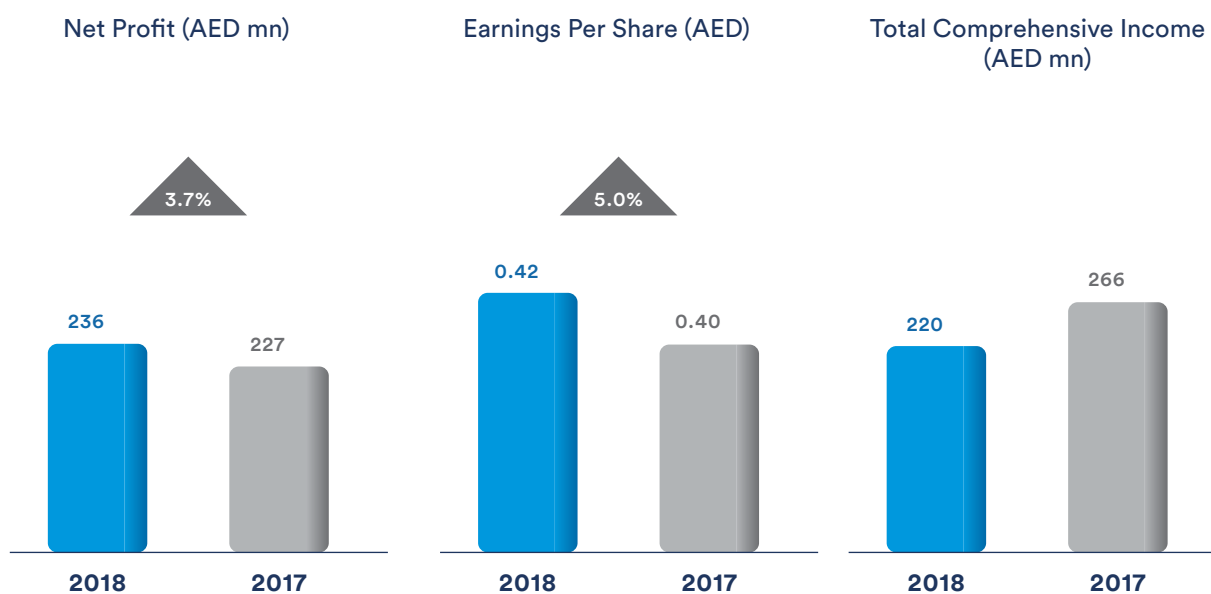
INSURANCE RESULTS



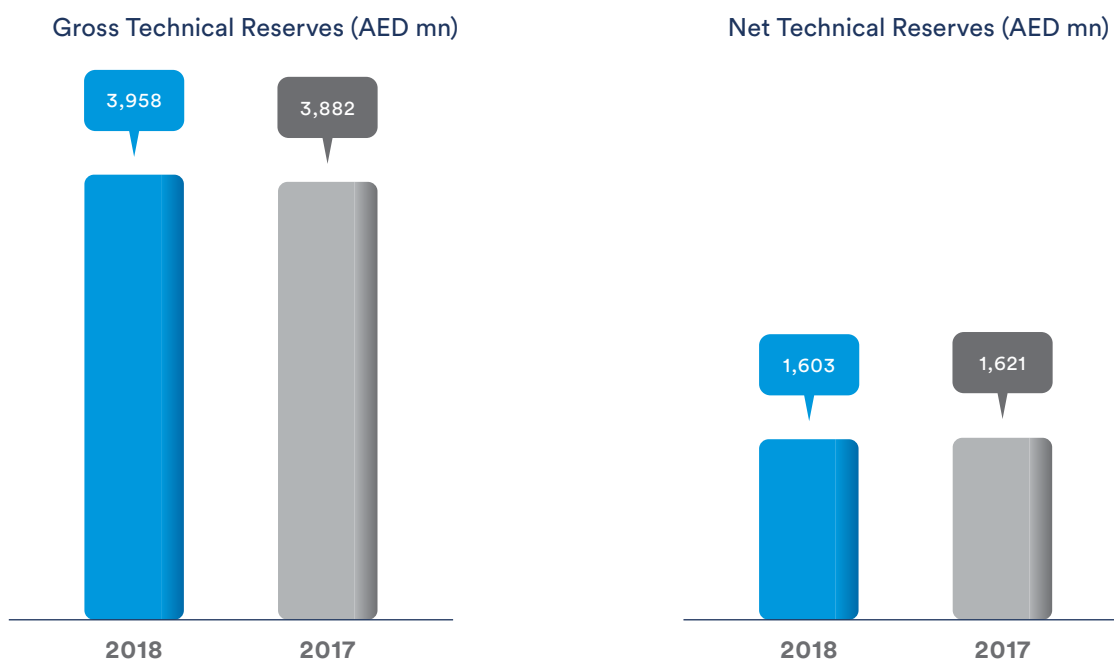
INVESTMENT INCOME



PROFITABILITY

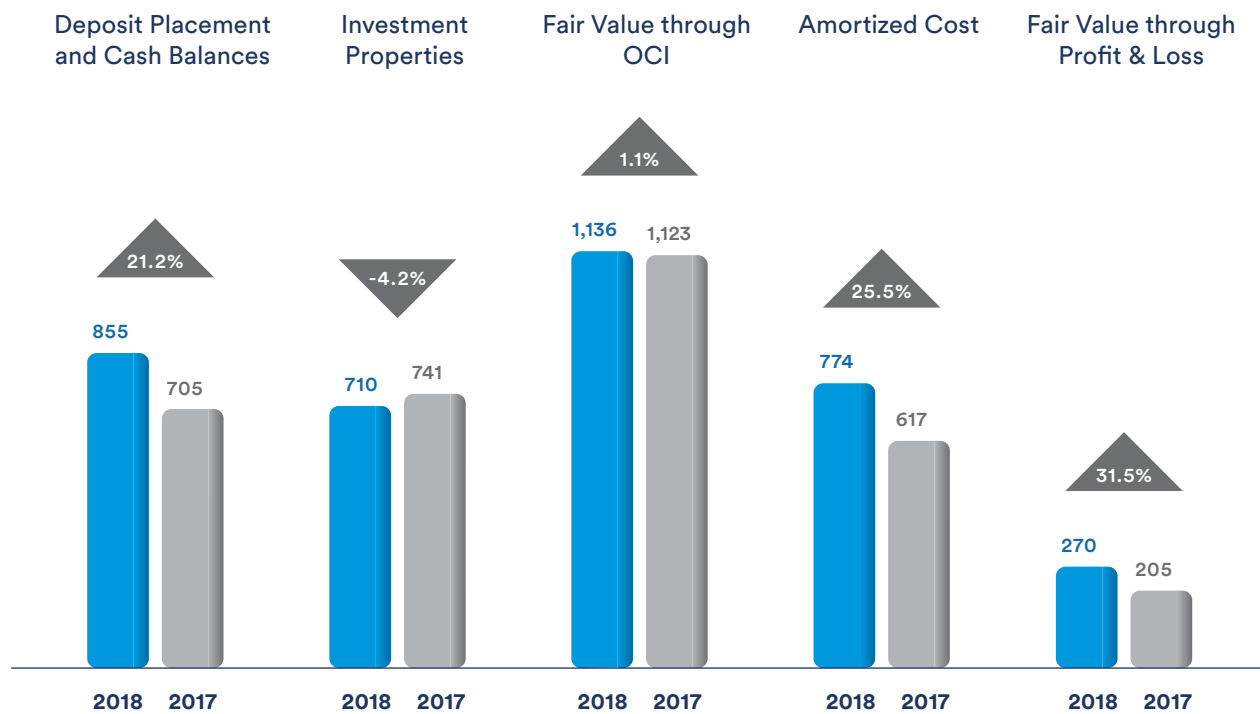


TECHNICAL RESERVES

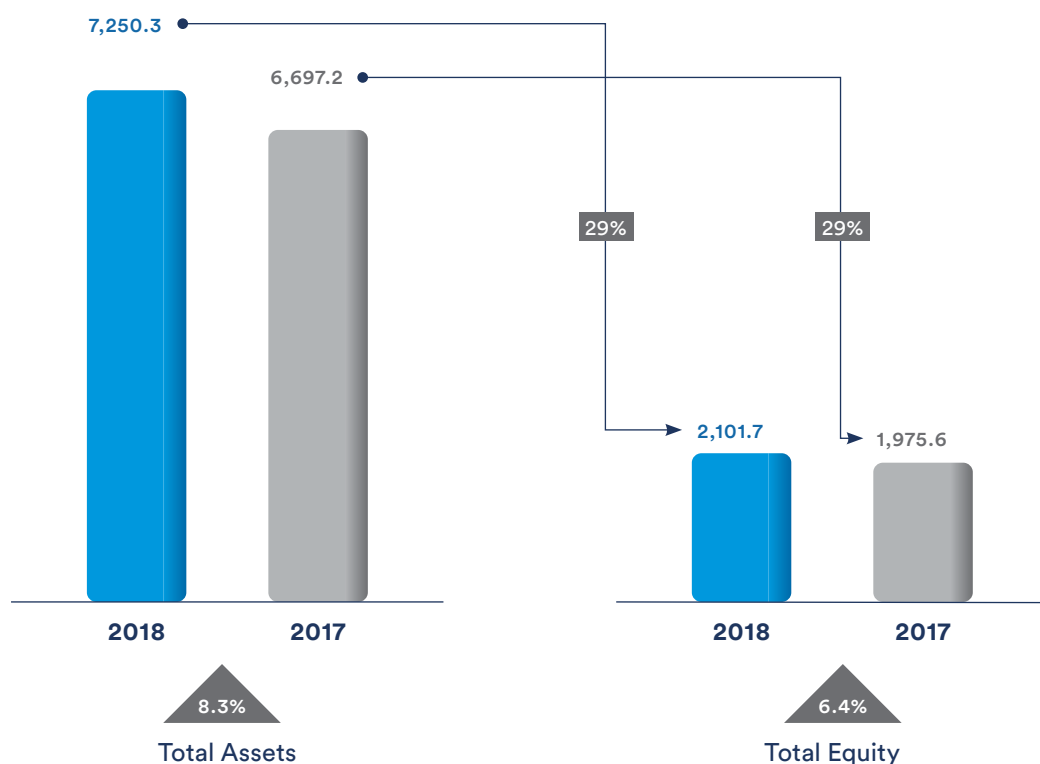


TOTAL INVESTMENT ASSETS

2018: AED 3,745 million
 2017: AED 3,392 million ▲ 10.4%



FINANCIAL STRENGTH



PROPOSALS TO SHAREHOLDERS

The Board of Directors, after the review of the Company's operations during the year 2018, proposes the following to the shareholders for their approval:

46th Annual general assembly

- 1) To approve the report of Board of Directors on the Company's activity and its financial position for the financial year ended 31 December 2018.
- 2) To approve the Auditor's report for the financial year ended 31 December 2018.
- 3) To approve the Balance Sheet and Profit & Loss statements for the financial year ended 31 December 2018.
- 4) To approve the Board of Directors' proposal to appropriate retained profit which amounted to AED 297,400 thousand including the opening retained earnings as follows:

AED'000

• The proposed cash dividends to the shareholders being 30% of the nominal value per share	112,500
• Proposed Board of Directors' remuneration	5,800
• Proposed to transfer from Retained Earnings to the General Reserve	150,000
• Retained earnings carried forward	<u>29,100</u>

Total **297,400**

- 5) To discharge the Board of Directors and the External Auditor from their responsibility for the financial year ended 31 December 2018.
- 6) To appoint the Company's auditors for the year 2019 and determine their fees.

Note:

The above proposals to shareholders were approved during the annual general assembly meeting held on 19th March 2019.

INDEPENDENT AUDITOR'S REPORT

TO THE SHAREHOLDERS OF ABU DHABI NATIONAL INSURANCE COMPANY PSC

Report on the Audit of the Consolidated Financial Statements

Opinion

We have audited the consolidated financial statements of Abu Dhabi National Insurance Company PSC (the "Company") and its subsidiary (the "Group"), which comprise the consolidated statement of financial position as at 31 December 2018, and the consolidated statements of income, comprehensive income, changes in equity and cash flows for the year then ended, and notes to the consolidated financial statements, including a summary of significant accounting policies.

In our opinion, the accompanying consolidated financial statements present fairly, in all material respects, the financial position of the Group as at 31 December 2018, and its financial performance and its cash flows for the year then ended in accordance with International Financial Reporting Standards ('IFRSs').

Basis for opinion

We conducted our audit in accordance with International Standards on Auditing (ISA). Our responsibilities under those standards are further described in the Auditor's Responsibilities for the *Audit of the consolidated financial statements* section of our report. We are independent of the Group in accordance with the International Ethics Standards Board for Accountants' Code of Ethics for Professional Accountants (IESBA Code) together with the ethical requirements that are relevant to our audit of the consolidated financial statements in the United Arab Emirates, and we have fulfilled our other ethical responsibilities in accordance with these requirements and the IESBA Code. We believe that the audit evidence we have obtained is sufficient and appropriate to provide a basis for our opinion.

Key audit matters

Key audit matters are those matters that, in our professional judgment, were of most significance in our audit of the consolidated financial statements of the current period. These matters were addressed in the context of our audit of the consolidated financial statements as a whole, and in forming our opinion thereon, and we do not provide a separate opinion on these matters. For each matter below, our description of how our audit addressed the matter is provided in that context.

We have fulfilled the responsibilities described in the Auditor's responsibilities for the audit of the consolidated financial statements section of our report, including in relation to these matters. Accordingly, our audit included the performance of procedures designed to respond to our assessment of the risks of material misstatement of the consolidated financial statements. The results of our audit procedures, including the procedures performed to address the matters below, provide the basis for our audit opinion on the accompanying consolidated financial statements.

INDEPENDENT AUDITOR'S REPORT

TO THE SHAREHOLDERS OF ABU DHABI NATIONAL INSURANCE COMPANY PSC

Report on the Audit of the Consolidated Financial Statements (continued)

Key audit matters continued

(a) Estimates and judgements used in calculation of insurance contract provisions (refer to note 9 in the consolidated financial statements)

The measurement of insurance contract provisions, which includes the following, involves key judgements and estimates over uncertain future outcomes.

- Claims incurred but not reported (IBNR);
- Insurance premium deficiency reserve (PDR);
- Unexpired risk reserve (URR); and
- Allocated & unallocated loss adjustment expense (ALAE & ULAE).

The insurance contract provisions of the Group are calculated as documented in the consolidated financial statements disclosure under the section "use of estimates and judgements".

We considered the results of an independent actuarial review of the insurance contract provisions as at the reporting date. We involved our actuarial specialists to assist us in performing the audit procedures in this area, which included amongst others, review of methodology, data used as input and estimates and judgements used in the Actuary's valuation. We also assessed the Actuary's independence, qualifications and expertise and read their terms of engagement to determine whether there were any matters that might have affected their objectivity or may have imposed scope limitations upon their work.

Further, we assessed the adequacy of the disclosures regarding these liabilities in the consolidated financial statements in accordance with International Financial Reporting Standards.

(b) Estimation of liability against outstanding claims (refer to note 9 in the consolidated financial statements)

The valuation of claim reserving incorporates a significant amount of estimates and judgements. It is reasonably possible that uncertainties inherent in the reserving process, delays in insureds or ceding companies reporting losses to the Group, litigations arising in the ordinary course of business, together with the potential for unforeseen adverse developments, could lead to the ultimate amount paid varying materially from the amount estimated at the reporting date.

We understood, assessed and tested the design and operational effectiveness of key controls over the Group's reserving process, including the review and approval of the reserves and probability of outflow of economic resources and reliability of estimating such outflow. Further, we considered, on a sample basis, the review and results of internal claims department, external third party loss adjustors and internal and external legal counsel to assist us in assessing the reserves recorded by the Group. Certain matters, in particular those involving litigation are subject to many uncertainties and the outcome on timing of closure and outflow of economic resources may vary materially from the amount estimated at the reporting date.

INDEPENDENT AUDITOR'S REPORT

TO THE SHAREHOLDERS OF ABU DHABI NATIONAL INSURANCE COMPANY PSC

Report on the Audit of the Consolidated Financial Statements (continued)

Key audit matters continued

(c) Recoverability of insurance receivables from policy holders, insurance companies and reinsurance companies (refer to note 8 in the consolidated financial statements)

The Group in its normal course of business is exposed to risks of non - recoverability from policyholders, insurance companies and reinsurance companies due to disputes / litigations or due to deterioration of financial conditions of the counter party. The key associated risk is the recoverability of insurance receivables of AED 1,034,907 thousand. Management's related provision is subjective and is influenced by assumptions concerning the probability of default and probable losses in the event of default.

We reviewed the past trend of actual amounts written off and the credit ratings of the counter parties (where available) to assess the provision held as at year-end.

Furthermore, we discussed with management and reviewed correspondence, where relevant, to identify any disputes, and assessed whether such matters were considered in the bad debt provision.

Other information

Other information consists of the information included in the Annual Report, Board of Directors Statement and Chief Executive Officer's Statement, other than the consolidated financial statements and our auditor's report thereon. We obtained the Board of Directors Report and Chief Executive Officer's Statement prior to the date of our audit report, and we expect to obtain the sections of the Annual Report after the date of our auditor's opinion. Management is responsible for the other information.

Our opinion on the consolidated financial statements does not cover the other information and we do not express any form of assurance conclusion thereon.

In connection with our audit of the consolidated financial statements, our responsibility is to read the other information and, in doing so, consider whether the other information is materially inconsistent with the consolidated financial statements or our knowledge obtained in the audit or otherwise appears to be materially misstated. If, based on the work we have performed, we conclude that there is a material misstatement of this other information, we are required to report that fact. We have nothing to report in this regard.

INDEPENDENT AUDITOR'S REPORT

TO THE SHAREHOLDERS OF ABU DHABI NATIONAL INSURANCE COMPANY PSC

Report on the Audit of the Consolidated Financial Statements (continued)

Responsibilities of management and those charged with governance for the consolidated financial statements

Management is responsible for the preparation and fair presentation of the consolidated financial statements in accordance with IFRSs and in compliance with the applicable provisions of the Company's Article of Association, the UAE Federal Law No. (2) of 2015, the UAE Federal Law No. (6) of 2007, and for such internal control as management determines is necessary to enable the preparation of consolidated financial statements that are free from material misstatement, whether due to fraud or error. In preparing the consolidated financial statements, management is responsible for assessing the Group's ability to continue as a going concern, disclosing, as applicable, matters related to going concern and using the going concern basis of accounting unless management either intends to liquidate the Group or to cease operations, or has no realistic alternative but to do so.

Those charged with governance are responsible for overseeing the Group's financial reporting process.

Auditor's responsibilities for the audit of the consolidated financial statements

Our objectives are to obtain reasonable assurance about whether the consolidated financial statements as a whole are free from material misstatement, whether due to fraud or error, and to issue an auditor's report that includes our opinion. Reasonable assurance is a high level of assurance, but is not a guarantee that an audit conducted in accordance with ISA will always detect a material misstatement when it exists. Misstatements can arise from fraud or error and are considered material if, individually or in the aggregate, they could reasonably be expected to influence the economic decisions of users taken on the basis of these consolidated financial statements.

As part of an audit in accordance with ISAs, we exercise professional judgment and maintain professional skepticism throughout the audit. We also:

- Identify and assess the risks of material misstatement of the consolidated financial statements, whether due to fraud or error, design and perform audit procedures responsive to those risks, and obtain audit evidence that is sufficient and appropriate to provide a basis for our opinion. The risk of not detecting a material misstatement resulting from fraud is higher than for one resulting from error, as fraud may involve collusion, forgery, intentional omissions, misrepresentations, or the override of internal control.
- Obtain an understanding of internal control relevant to the audit in order to design audit procedures that are appropriate in the circumstances, but not for the purpose of expressing an opinion on the effectiveness of the Group's internal control.

INDEPENDENT AUDITOR'S REPORT

TO THE SHAREHOLDERS OF ABU DHABI NATIONAL INSURANCE COMPANY PSC

Report on the Audit of the Consolidated Financial Statements (continued)

Auditor's responsibilities for the audit of the consolidated financial statements (continued)

- Evaluate the appropriateness of accounting policies used and the reasonableness of accounting estimates and related disclosures made by management.
- Conclude on the appropriateness of management's use of the going concern basis of accounting and, based on the audit evidence obtained, whether a material uncertainty exists related to events or conditions that may cast significant doubt on the Group's ability to continue as a going concern. If we conclude that a material uncertainty exists, we are required to draw attention in our auditor's report to the related disclosures in the consolidated financial statements or, if such disclosures are inadequate, to modify our opinion. Our conclusions are based on the audit evidence obtained up to the date of our auditor's report. However, future events or conditions may cause the Group to cease to continue as a going concern.
- Evaluate the overall presentation, structure and content of the consolidated financial statements, including the disclosures, and whether the consolidated financial statements represent the underlying transactions and events in a manner that achieves fair presentation.
- Obtain sufficient appropriate audit evidence regarding the financial information of the entities or business activities within the Group to express an opinion on the consolidated financial statements. We are responsible for the direction, supervision and performance of the group audit. We remain solely responsible for our audit opinion.

We communicate with those charged with governance regarding, among other matters, the planned scope and timing of the audit and significant audit findings, including any significant deficiencies in internal control that we identify during our audit.

We also provide those charged with governance with a statement that we have complied with relevant ethical requirements regarding independence, and to communicate with them all relationships and other matters that may reasonably be thought to bear on our independence, and where applicable, related safeguards.

From the matters communicated with those charged with governance, we determine those matters that were of most significance in the audit of the consolidated financial statements of the current period and are therefore the key audit matters. We describe these matters in our auditor's report unless law or regulation precludes public disclosure about the matter or when, in extremely rare circumstances, we determine that a matter should not be communicated in our report because the adverse consequences of doing so would reasonably be expected to outweigh the public interest benefits of such communication.

INDEPENDENT AUDITOR'S REPORT

TO THE SHAREHOLDERS OF ABU DHABI NATIONAL INSURANCE COMPANY PSC

Report on Other Legal and Regulatory Requirements

We report that:

- (i) we have obtained all the information and explanations we considered necessary for the purposes of our audit;
- (ii) the consolidated financial statements have been prepared and comply, in all material respects, with the applicable provisions of the UAE Federal Law No. (2) of 2015, the UAE Federal Law No. (6) of 2007, and the Articles of Association of the Company;
- (iii) the Group has maintained proper books of account;
- (iv) the consolidated financial information included in the Board of Directors' Statement and Chief Executive Officer's Statement are consistent with the books of account and records of the Group;
- (v) investments in shares and stocks are included in note 11 to the consolidated financial statements and include purchases and investments made by the Group during the year ended 31 December 2018;
- (vi) note 24 reflects material related party transactions and the terms under which they were conducted;
- (vii) based on the information that has been made available to us nothing has come to our attention which causes us to believe that the Company has contravened, during the financial year ended 31 December 2018, any of the applicable provisions of the UAE Federal Law No. (2) of 2015, the UAE Federal Law No. (6) of 2007, or of its Articles of Association which would have a material impact on its activities or its consolidated financial position as at 31 December 2018; and
- (viii) note 28 reflects the social contribution made during the year.



Signed by:

Mohammad Mobin Khan
Partner
Ernst & Young
Registration No. 532

12 February 2019
Abu Dhabi

CONSOLIDATED STATEMENT OF FINANCIAL POSITION

As at 31 December 2018

	Notes	2018 AED'000	2017 AED'000
ASSETS			
Property and equipment	13	71,624	69,865
Investments at amortised cost	11	774,315	616,853
Investments carried at fair value through other comprehensive income	11	1,135,973	1,123,113
Investments carried at fair value through profit or loss	11	270,218	205,399
Investment properties	12	709,987	741,025
Statutory deposit	10 & 25	10,000	10,000
Insurance balances receivable	8	892,649	758,294
Reinsurers' share of unearned premium reserve	9	739,584	658,333
Reinsurers' share of outstanding claims reserve	9	1,296,925	1,295,990
Reinsurers' share of claims incurred but not reported reserve	9	318,937	307,500
Prepayments and other receivables	8	185,417	215,417
Deposits	25	507,866	481,930
Bank balance and cash	25	336,769	213,504
TOTAL ASSETS		7,250,264	6,697,223
EQUITY AND LIABILITIES			
EQUITY			
Share capital	14	375,000	375,000
Legal reserve	15	187,500	187,500
General reserve	16	850,000	750,000
Investments revaluation reserve		85,914	93,191
Mandatory convertible bonds – equity component	18	305,925	305,925
Retained earnings	17	297,400	263,983
TOTAL EQUITY		2,101,739	1,975,599
LIABILITIES			
Employees' end of service benefits	19	31,600	30,919
Other payables	20	311,132	186,971
Mandatory convertible bonds – liability component	18	27,960	54,788
Trade accounts payable	20	819,743	566,527
Technical reserves			
Unearned premium reserve	9	1,284,135	1,290,973
Outstanding claims reserve	9	2,090,512	1,999,346
Claims incurred but not reported reserve	9	537,214	540,000
Allocated and unallocated loss adjustment expense reserve	9	46,229	52,100
Total technical reserves		3,958,090	3,882,419
TOTAL LIABILITIES		5,148,525	4,721,624
TOTAL EQUITY AND LIABILITIES		7,250,264	6,697,223



Chairman of the Board of Directors



Chief Executive Officer

The attached notes 1 to 28 form an integral part of these consolidated financial statements.

CONSOLIDATED STATEMENT OF INCOME

Year ended 31 December 2018

	Notes	2018 AED'000	2017 AED'000
Gross premium	26	2,909,471	2,643,297
Reinsurance share of ceded premiums	26	(1,567,247)	(1,410,896)
Net premium		1,342,224	1,232,401
Net change in unearned premium reserve	26	88,089	(194,873)
Net premium earned		1,430,313	1,037,528
Commissions earned	26	150,913	152,053
Commissions incurred	26	(144,274)	(143,517)
Gross underwriting income		1,436,952	1,046,064
Gross claims paid	26	(1,716,488)	(1,656,751)
Reinsurance share of claims paid	26	758,439	1,024,186
Net claims paid		(958,049)	(632,565)
Change in provisions for outstanding claims reserve		(91,166)	(169,475)
Change in reinsurance share of outstanding claims reserve		935	90,573
Net decrease in incurred but not reported claims reserve		14,223	4,900
Net decrease in allocated and unallocated loss adjustment expense reserve		5,871	700
Net claims incurred	26	(1,028,186)	(705,867)
Underwriting income		408,766	340,197
Other income related to underwriting activities	26	9,816	8,580
Other expenses related to underwriting activities	26	(49,084)	(44,765)
Net underwriting income		369,498	304,012
Income from investments	21	58,721	74,791
Income from investment properties (rental income)	21	37,157	39,441
Total income		465,376	418,244
General and administrative expenses	22	(229,732)	(190,964)
PROFIT FOR THE YEAR		235,644	227,280
Earnings per share:			
Basic and diluted earnings per share (AED)	23	0.42	0.40

The attached notes 1 to 28 form an integral part of these consolidated financial statements.

CONSOLIDATED STATEMENT OF OTHER COMPREHENSIVE INCOME

Year ended 31 December 2018

	<i>Notes</i>	<i>2018</i> <i>AED'000</i>	<i>2017</i> <i>AED'000</i>
Profit for the year		235,644	227,280
Other comprehensive income			
Items that will not be reclassified to the statement of income:			
Loss on sale of investments carried at fair value through other comprehensive income		(2,677)	(15,724)
Changes in fair value of investments carried at fair value through other comprehensive income	11	(7,277)	60,612
Directors' remuneration	17	(5,800)	(5,800)
Total other comprehensive income		(15,754)	39,088
TOTAL COMPREHENSIVE INCOME FOR THE YEAR		219,890	266,368

The attached notes 1 to 28 form an integral part of these consolidated financial statements.

CONSOLIDATED STATEMENT OF CHANGES IN EQUITY

Year ended 31 December 2018

	Share capital AED'000	Legal reserve AED'000	General reserve AED'000	Investments revaluation reserve AED'000	Mandatory convertible bonds AED'000	Retained earnings AED'000	Total equity AED'000
Balance at 1 January 2017	375,000	187,500	550,000	32,579	305,925	314,477	1,765,481
Profit for the year	-	-	-	-	-	227,280	227,280
Other comprehensive income (loss)	-	-	-	60,612	-	(21,524)	39,088
Total comprehensive income for the year	-	-	-	60,612	-	205,756	266,368
Dividends declared and paid (note 17)	-	-	-	-	-	(56,250)	(56,250)
Transfer from retained earnings to general reserve (note 16)	-	-	200,000	-	-	(200,000)	-
Balance at 31 December 2017	<u>375,000</u>	<u>187,500</u>	<u>750,000</u>	<u>93,191</u>	<u>305,925</u>	<u>263,983</u>	<u>1,975,599</u>
Balance at 1 January 2018	375,000	187,500	750,000	93,191	305,925	263,983	1,975,599
Profit for the year	-	-	-	-	-	235,644	235,644
Other comprehensive loss	-	-	-	(7,277)	-	(8,477)	(15,754)
Total comprehensive (loss) income for the year	-	-	-	(7,277)	-	227,167	219,890
Dividend declared and paid (note 17)	-	-	-	-	-	(93,750)	(93,750)
Transfer from retained earnings to general reserve (note 16)	-	-	100,000	-	-	(100,000)	-
Balance at 31 December 2018	<u>375,000</u>	<u>187,500</u>	<u>850,000</u>	<u>85,914</u>	<u>305,925</u>	<u>297,400</u>	<u>2,101,739</u>

The attached notes 1 to 28 form an integral part of these consolidated financial statements.

CONSOLIDATED STATEMENT OF CASH FLOWS

Year ended 31 December 2018

	Notes	2018 AED'000	2017 AED'000
OPERATING ACTIVITIES			
Profit for the year		235,644	227,280
Adjustments for:			
Net movement in unearned premium reserve		(88,089)	194,873
Change in gross outstanding claims and IBNR reserves		82,509	108,175
Change in reinsurance share of outstanding claims and IBNR reserves		(12,372)	(34,873)
Depreciation expense	13	13,422	13,265
Charge of (reversal of) provision of receivables	8 & 22	3,027	(20,469)
Change in fair value of investment properties	12 & 21	32,447	16,957
Change in fair value of investments carried through profit or loss	11 & 21	6,960	(8,112)
Gain on disposal of investments carried through profit or loss		(38)	-
Gain on disposal of investments at amortised cost		(143)	-
Net amortisation expense	11	3,307	2,949
Accretion on mandatory convertible bonds	18	2,422	1,494
Amortisation of transaction cost - mandatory convertible bonds	18	183	183
Provision for employees' end of service benefits	19	4,200	4,368
Gain on disposal of property and equipment		-	(103)
		283,479	505,987
Working capital changes:			
Insurance balances receivable, prepayments and other receivables		(107,565)	(9,438)
Trade and other payables		377,377	(176,079)
		553,291	320,470
Cash from operations			
Employees end of service benefits paid	19	(3,519)	(4,653)
		549,772	315,817
INVESTING ACTIVITIES			
Change in bank deposits		(25,936)	70,601
Purchase of property and equipment	13	(15,181)	(7,273)
Proceeds from disposal of property and equipment		-	106
Purchase of investments	11	(748,947)	(1,068,312)
Proceeds from sale of investments		493,766	526,613
Additions to investment properties	12	(1,409)	(278)
		(297,707)	(478,543)
FINANCING ACTIVITIES			
Dividend paid	17	(93,750)	(56,250)
Directors' remuneration	17	(5,800)	(5,800)
Interest payment on mandatory convertible bonds	18	(29,250)	(29,250)
		(128,800)	(91,300)
NET INCREASE (DECREASE) IN CASH AND CASH EQUIVALENTS			
		123,265	(254,026)
Cash and cash equivalents at 1 January		213,504	467,530
CASH AND CASH EQUIVALENTS AT 31 December	25	336,769	213,504

The attached notes 1 to 28 form an integral part of these consolidated financial statements.

NOTES TO THE CONSOLIDATED FINANCIAL STATEMENTS

31 December 2018

1 LEGAL STATUS AND PRINCIPAL ACTIVITIES

Abu Dhabi National Insurance Company PSC (the “Company”) is a public joint stock company incorporated in Abu Dhabi, United Arab Emirates, by Law No. (4) of 1972 as amended, and is governed by the provisions of the Federal Law No. (6) of 2007 Concerning the Establishment of the Insurance Authority & Organization of the Insurance Operations, the Federal Law No. (2) of 2015 Concerning the Commercial Companies which has come into effect from 1 July 2015, and Insurance Authority Board Decision No. (25) of 2014 Pertinent to Financial Regulations for Insurance Companies.

The Company’s principal activity is the transaction of insurance and reinsurance business of all classes.

The registered office of the Company is Khalifa Street, ADNIC Building, P. O. Box 839, Abu Dhabi, UAE.

This consolidated financial statement includes the financial performance and position of the Company and its subsidiary (collectively referred to as the “Group”).

The consolidated financial statements were approved for issuance by the Board of Directors on 12 February 2019.

2.1 BASIS OF PREPARATION

The consolidated financial statements are prepared under the historical cost convention as modified for re-measurement of investment securities and investment properties at fair value.

The consolidated financial statements have been prepared in accordance with International Financial Reporting Standards and applicable requirements of the Federal Law No. (6) of 2007 Concerning the Establishment of the Insurance Authority & Organization of the Insurance Operations, the Federal Law No. (2) of 2015 Concerning the Commercial Companies which has come into effect from 1 July 2015 and Insurance Authority Board Decision No. (25) of 2014 Pertinent to Financial Regulations for Insurance Companies.

The consolidated financial statements are presented in United Arab Emirates Dirhams (AED) being the functional currency of the Group.

The Group presents its statement of financial position in order of liquidity. An analysis regarding recovery or settlement of assets and liabilities within 12 months after the consolidated statement of financial position date (current) and more than 12 months after the consolidated statement of financial position date (non-current) is presented in note 5.3.

2.2 CHANGES IN ACCOUNTING POLICIES AND DISCLOSURES

The accounting policies adopted are consistent with those of the previous financial year except as noted below.

During the year the Group has adopted the following new standards / amendments to the standards effective for the annual period beginning on or after 1 January 2018:

NOTES TO THE CONSOLIDATED FINANCIAL STATEMENTS

31 December 2018

2.2 CHANGES IN ACCOUNTING POLICIES AND DISCLOSURES (continued)

Amendments to IFRS 4 Applying IFRS 9 Financial Instruments with IFRS 4 Insurance Contracts

In September 2016, the IASB issued amendments to IFRS 4 to address issues arising from the different effective dates of IFRS 9 and the new insurance contracts standard (IFRS 17). The amendments introduce two alternative options of applying IFRS 9 for entities issuing contracts within the scope of IFRS 4: a temporary exemption; and an overlay approach. The temporary exemption enables eligible entities to defer the implementation date of IFRS 9 for annual periods beginning before 1 January 2022 and continue to apply IAS 39 to financial assets and liabilities. An entity may apply the temporary exemption from IFRS 9 if: (i) it has not previously applied any version of IFRS 9, other than only the requirements for the presentation of gains and losses on financial liabilities designated as FVPL; and (ii) its activities are predominantly connected with insurance on its annual reporting date that immediately precedes 1 April 2016. The overlay approach allows an entity applying IFRS 9 to reclassify between profit or loss and other comprehensive income an amount that results in the profit or loss at the end of the reporting period for certain designated financial assets being the same as if an entity had applied IAS 39 to these designated financial assets. An entity can apply the temporary exemption from IFRS 9 for annual periods beginning on or after 1 January 2018. An entity may start applying the overlay approach when it applies IFRS 9 for the first time.

The Group has early applied the IFRS 9 from 1 January 2011 and reclassified, with effect from 1 January 2011, all available for sale securities that were still held as at fair value through OCI. Application of the other phases of the standard did not affect the Group's consolidated financial statement.

IFRS 15 Revenue from Contracts with Customers

IFRS 15 was issued in May 2014 and establishes a new five-step model that will apply to revenue arising from contracts with customers. Under IFRS 15 revenue is recognised at an amount that reflects the consideration to which an entity expects to be entitled in exchange for transferring goods or services to a customer. The principles in IFRS 15 provide a more structured approach to measuring and recognising revenue. The new revenue standard is applicable to all entities and will supersede all current revenue recognition requirements under IFRS. Either a full or modified retrospective application is required for annual periods beginning on or after 1 January 2018 with early adoption permitted. This standard is not applicable to the Group, as the Group will adopt IFRS 17 Insurance Contracts, which will become effective for reporting periods beginning on or after 1 January 2022.

IFRIC Interpretation 22 Foreign Currency Transactions and Advance Considerations

The Interpretation clarifies that, in determining the spot exchange rate to use on initial recognition of the related asset, expense or income (or part of it) on the derecognition of a non-monetary asset or non-monetary liability relating to advance consideration, the date of the transaction is the date on which an entity initially recognises the non-monetary asset or non-monetary liability arising from the advance consideration. If there are multiple payments or receipts in advance, then the entity must determine the date of the transactions for each payment or receipt of advance consideration. This Interpretation does not have any impact on the Group's consolidated financial statements.

Amendments to IAS 40 Transfers of Investment Property

The amendments clarify when an entity should transfer property, including property under construction or development into, or out of investment property. The amendments state that a change in use occurs when the property meets, or ceases to meet, the definition of investment property and there is evidence of the change in use. A mere change in management's intentions for the use of a property does not provide evidence of a change in use. These amendments do not have any impact on the Group's consolidated financial statements.

Amendments to IFRS 2 Classification and Measurement of Share-based Payment Transactions

The IASB issued amendments to IFRS 2 Share-based Payment that address three main areas: the effects of vesting conditions on the measurement of a cash-settled share-based payment transaction; the classification of a share-based payment transaction with net settlement features for withholding tax obligations; and accounting where a modification to the terms and conditions of a share-based payment transaction changes its classification from cash settled to equity settled. On adoption, entities are required to apply the amendments without restating prior periods, but retrospective application is permitted if elected for all three amendments and other criteria are met. The Group has no share-based payment transaction with net settlement features for withholding tax obligations and had not made any modifications to the terms and conditions of its share-based payment transaction. Therefore, these amendments do not have any impact on the Group's consolidated financial statements.

NOTES TO THE CONSOLIDATED FINANCIAL STATEMENTS

31 December 2018

2.2 CHANGES IN ACCOUNTING POLICIES AND DISCLOSURES (continued)

Amendments to IAS 28 *Investments in Associates and Joint Ventures - Clarification that measuring investees at fair value through profit or loss is an investment-by-investment choice*

The amendments clarify that an entity that is a venture capital organisation, or other qualifying entity, may elect, at initial recognition on an investment-by-investment basis, to measure its investments in associates and joint ventures at fair value through profit or loss. If an entity that is not itself an investment entity, has an interest in an associate or joint venture that is an investment entity, then it may, when applying the equity method, elect to retain the fair value measurement applied by that investment entity associate or joint venture to the investment entity associate's or joint venture's interests in subsidiaries. This election is made separately for each investment entity associate or joint venture, at the later of the date on which: (a) the investment entity associate or joint venture is initially recognised; (b) the associate or joint venture becomes an investment entity; and (c) the investment entity associate or joint venture first becomes a parent. These amendments do not have any impact on the Group's consolidated financial statements.

Amendments to IFRS 1 *First-time Adoption of International Financial Reporting Standards - Deletion of short-term exemptions for first-time adopters*

Short-term exemptions in paragraphs E3–E7 of IFRS 1 were deleted because they have now served their intended purpose. These amendments do not have any impact on the Group's consolidated financial statements.

2.3 SIGNIFICANT ACCOUNTING POLICIES

Financial assets and liabilities

Recognition

The Group initially recognizes deposits and debt securities issued on the date that they are originated. Regular way purchases and sales of financial assets are recognized on the trade date at which the Group commits to purchase or sell the asset. All other financial assets and liabilities (including assets designated at fair value through profit or loss) are initially recognized on the trade date at which the Group becomes a party to the contractual provisions of the instrument. A financial asset or financial liability is measured initially at fair value plus, for an item not at fair value through profit or loss, transaction costs that are directly attributable to its acquisition or issue.

Derecognition

The Group derecognises a financial asset when the contractual rights to the cash flows from the financial asset expire, or when it transfers the financial asset in a transaction in which substantially all the risks and rewards of ownership of the financial asset are transferred or in which the Group neither transfers nor retains substantially all the risks and rewards of ownership and it does not retain control of the financial asset. On derecognition of a financial asset, the difference between the carrying amount of the asset and the consideration received is recognised in:

- (i) Consolidated statement of income, for securities held at amortised cost or FVTPL, or
- (ii) Consolidated statement of other comprehensive income, for investments at FVTOCI. At the time of derecognition of FVTOCI investment any revaluation reserve is transferred to retained earnings.

The Group derecognises a financial liability when its contractual obligations are discharged or cancelled or expire.

The Group also derecognises certain assets when it writes off balances pertaining to the assets deemed to be uncollectible.

Designation at amortised cost

Debt instruments are classified as investments at amortised cost only if:

- (i) the asset is held within a business model whose objective is to hold assets in order to collect contractual cash flows; and
- (ii) the contractual terms of the financial asset give rise on specified dates to cash flows that are solely payments of principal and interest on the principal amount outstanding.

NOTES TO THE CONSOLIDATED FINANCIAL STATEMENTS

31 December 2018

2.3 SIGNIFICANT ACCOUNTING POLICIES (continued)

Financial assets and liabilities (continued)

Designation at amortised cost (continued)

If either of the two criteria is not met the financial instrument is classified at fair value through profit or loss.

Further, even if the asset meets the amortised cost criteria, the Group may choose at initial recognition to designate the financial asset as at fair value through profit or loss if doing so eliminates or significantly reduces an accounting mismatch.

Investments in equity instruments are classified and measured at fair value through profit or loss except if the equity investment is not held for trading and is designated by the Group at fair value through other comprehensive income. If the equity investment is designated at fair value through other comprehensive income, all gains and losses, except for dividend income recognised in accordance with IAS 18 Revenue, are recognised in consolidated statement of other comprehensive income and are not subsequently reclassified to the consolidated statement of income.

Other financial assets

Other non-derivative financial assets, such as cash and cash equivalents, statutory deposits, insurance and other receivables are measured at amortised cost using the effective interest method, less any impairment losses.

Offsetting

Financial assets and liabilities are set off and the net amount presented in the consolidated statement of financial position when, and only when, the Group has a legal right to set off the amounts and intend either to settle on a net basis, or to realise the asset and settle the liability simultaneously.

Income and expenses are presented on a net basis only when permitted by accounting standards. Gains and losses arising from a group of similar transactions are reported on a net basis.

Amortised cost measurement

The amortised cost of a financial asset or liability is the amount at which the financial asset or liability is measured at initial recognition, minus principal repayments, plus or minus the cumulative amortisation using the effective interest method of any difference between the initial amount recognised and the maturity amount, minus any reduction for impairment.

Fair value measurement

The Group measures financial instruments, such as investments carried at fair value through other comprehensive income and investments carried at fair value through profit or loss and non-financial assets such as investment properties, at fair value at each reporting date.

Fair value is the price that would be received to sell an asset or paid to transfer a liability in an orderly transaction between market participants at the measurement date. The fair value measurement is based on the presumption that the transaction to sell the asset or transfer the liability takes place either:

- In the principal market for the asset or liability, or
- In the absence of a principal market, in the most advantageous market for the asset or liability.

The principal or the most advantageous market must be accessible to by the Group.

The fair value of an asset or a liability is measured using the assumptions that market participants would use when pricing the asset or liability, assuming that market participants act in their economic best interest.

NOTES TO THE CONSOLIDATED FINANCIAL STATEMENTS

31 December 2018

2.3 SIGNIFICANT ACCOUNTING POLICIES (continued)

Fair value measurement (continued)

A fair value measurement of a non-financial asset takes into account a market participant's ability to generate economic benefits by using the asset in its highest and best use or by selling it to another market participant that would use the asset in its highest and best use.

The Group uses valuation techniques that are appropriate in the circumstances and for which sufficient data are available to measure fair value, maximising the use of relevant observable inputs and minimising the use of unobservable inputs.

All assets and liabilities for which fair value is measured or disclosed in the consolidated financial statements are categorised within the fair value hierarchy, described as follows, based on the lowest level input that is significant to the fair value measurement as a whole:

- Level 1 — Quoted (unadjusted) market prices in active markets for identical assets or liabilities
- Level 2 — Valuation techniques for which the lowest level input that is significant to the fair value measurement is directly or indirectly observable
- Level 3 — Valuation techniques for which the lowest level input that is significant to the fair value measurement is unobservable

For assets and liabilities that are recognised in the consolidated financial statements on a recurring basis, the Group determines whether transfers have occurred between levels in the hierarchy by re-assessing categorisation (based on the lowest level input that is significant to the fair value measurement as a whole) at the end of each reporting period.

For the purpose of fair value disclosures, the Group has determined classes of assets and liabilities on the basis of the nature, characteristics and risks of the asset or liability and the level of the fair value hierarchy as explained above. An analysis of fair values of financial instruments and further details as to how they are measured are provided in note 7.

External valuers are involved for valuation of significant assets, such as investment properties. Selection criteria for valuers include market knowledge, reputation, independence and whether professional standards are maintained. The management decides, after discussions with the Group's external valuers, which valuation techniques and inputs to use for each case.

The management, in conjunction with the Group's external valuers, also compares the changes in the fair value of each asset and liability with relevant external sources to determine whether the change is reasonable.

For the purpose of fair value disclosures, the Group has determined classes of assets and liabilities on the basis of the nature, characteristics and risks of the asset or liability and the level of the fair value hierarchy as explained above.

Impairment of financial assets

The Group assesses at each statement of financial position date whether there is any objective evidence that a financial asset or a group of financial assets is impaired. A financial asset or a group of financial assets is deemed to be impaired if, and only if, there is objective evidence of impairment as a result of one or more events that has occurred after the initial recognition of the asset (an incurred 'loss event') and that loss event (or events) has an impact on the estimated future cash flows of the financial asset or the group of financial assets that can be reliably estimated.

Evidence of impairment may include indications that the borrower or a group of borrowers is experiencing significant financial difficulty, the probability that they will enter bankruptcy or other financial reorganisation, default or delinquency in interest or principal payments and where observable data indicates that there is a measurable decrease in the estimated future cash flows, such as changes in arrears or economic conditions that correlate with defaults.

NOTES TO THE CONSOLIDATED FINANCIAL STATEMENTS

31 December 2018

2.3 SIGNIFICANT ACCOUNTING POLICIES (continued)

Impairment of financial assets (continued)

Financial assets carried at amortised cost

For financial assets carried at amortised cost, the Group first assesses individually whether objective evidence of impairment exists for financial assets that are individually significant, or collectively for financial assets that are not individually significant. If the Group determines that no objective evidence of impairment exists for an individually assessed financial asset, it includes the asset in a group of financial assets with similar credit risk characteristics and collectively assesses them for impairment. Assets that are individually assessed for impairment and for which an impairment loss is, or continues to be, recognised are not included in a collective assessment of impairment.

If there is objective evidence that an impairment loss has been incurred, the amount of the loss is measured as the difference between the asset's carrying amount and the present value of estimated future cash flows (excluding future expected credit losses that have not yet been incurred). The carrying amount of the asset is reduced through the use of an allowance account and the amount of the loss is recognised in the statement of income. Interest income continues to be accrued on the reduced carrying amount and is accrued using the rate of interest used to discount the future cash flows for the purpose of measuring the impairment loss. The interest income is recorded as part of 'Interest income'. Financial assets at amortised cost together with the associated allowance are written off when there is no realistic prospect of future recovery. If, in a subsequent year, the amount of the estimated impairment loss increases or decreases because of an event occurring after the impairment was recognised, the previously recognised impairment loss is increased or reduced by adjusting the allowance account. If a future write-off is later recovered, the recovery is credited to the 'Other income'.

Cash and cash equivalents

Cash and cash equivalents include cash on hand and deposits held at call with banks with original maturities of three months or less.

Insurance contracts

Classification

The Group issues contracts that transfer either insurance risk or both insurance and financial risks. The Group does not issue contracts that transfer only financial risks.

Contracts under which the Group accepts significant insurance risk from another party (the policyholder) by agreeing to compensate the policyholder if a specified uncertain future event (the insured event) adversely affects the policyholder are classified as insurance contracts. Insurance risk is significant if an insured event could cause the Group to pay significant additional benefits due to occurrence of the insured event as compared to the non-occurrence. Once a contract is classified as an insurance contract it remains classified as an insurance contract until all rights and obligations are extinguished or expired.

Premiums

Gross premiums written reflect amounts recognised during the year to policyholders or other insurers for insurance contracts, and exclude any fees and other amounts calculated based on premiums. These are recognised when the underwriting process is complete.

Premiums include any adjustments in respect of business written in prior accounting periods. The earned portion of premiums is recognised as income. Premiums are earned from the date of attachment of risk over the indemnity period and unearned premium is calculated using the basis described below:

Unearned premium provision

Unearned premiums are those proportions of premiums written in a year that relate to periods of risk after the reporting date. Unearned premiums are calculated on a daily pro rata basis. The proportion attributable to subsequent periods is deferred as a reserve for unearned premiums.

NOTES TO THE CONSOLIDATED FINANCIAL STATEMENTS

31 December 2018

2.3 SIGNIFICANT ACCOUNTING POLICIES (continued)

Insurance contracts (continued)

Unexpired risk reserve

Unexpired risk reserve represent the portion of the premium subsequent to the reporting date and where the premium is expected to be insufficient to cover anticipated claims, expenses and a reasonable profit margin.

Provision for premium deficiency / liability adequacy test

Provision is made for premium deficiency arising from insurance contracts where the expected value of claims and expenses attributable to the unexpired periods of policies in force at the statement of financial position date exceeds the unearned premiums provision and already recorded claim liabilities in relation to such policies. The provision for premium deficiency is calculated by reference to classes of business which are managed together, after taking into account the future investment return on investments held to back the unearned premiums and claims provisions. This reserve is recorded under the heading of unearned premium reserve in the consolidated financial statements.

Claims

Claims outstanding comprise provisions for the Group's estimate of the ultimate cost of settling all claims incurred but unpaid at the reporting date whether reported or not, and related internal and external claims handling expenses reduced by expected salvage and other recoveries. Claims outstanding are assessed by reviewing individual reported claims. Provisions for claims outstanding are not discounted. Adjustments to claims provisions established in prior periods are reflected in the consolidated financial statements of the period in which the adjustments are made. The methods used and the estimates made are reviewed regularly.

Reinsurance

The Group cedes reinsurance in the normal course of business for the purpose of limiting its net loss potential through the diversification of its risks. Assets, liabilities, income and expense arising from ceded reinsurance contracts are presented separately from the assets, liabilities, income and expense from the related insurance contracts because the reinsurance arrangements do not relieve the Group from its direct obligations to its policyholders.

Amounts due to and from reinsurers are accounted for in a manner consistent with the related insurance policies and in accordance with the relevant reinsurance contracts. Reinsurance premiums are deferred and expensed using the same basis as used to calculate unearned premium reserves for related insurance policies. The deferred portion of ceded reinsurance premiums is included in reinsurance assets.

Reinsurance assets are assessed for impairment at each statement of financial position date. A reinsurance asset is deemed impaired if there is objective evidence, as a result of an event that occurred after its initial recognition, that the Group may not recover all amounts due, and that event has a reliably measurable impact on the amounts that the Group will receive from the reinsurer. Impairment losses on reinsurance assets are recognised in consolidated statement of income in the period in which they are incurred.

Deferred commission expenses and other expenses and Unearned commission income and other income

At the end of each reporting period, portion of commission income and other income and portion of commission expenses and other expenses related to underwriting activities are deferred to cover for unexpired risks. The reserves are calculated on a time-proportion basis over the effective period of the policy.

Insurance receivables

Insurance receivables are recognised when due and measured on initial recognition at the fair value of the consideration received or receivable. The carrying value of insurance receivables is reviewed for impairment whenever events or circumstances indicate that the carrying amount may not be recoverable, with the impairment loss recorded in the statement of income.

NOTES TO THE CONSOLIDATED FINANCIAL STATEMENTS

31 December 2018

2.3 SIGNIFICANT ACCOUNTING POLICIES (continued)

Insurance contracts (continued)

Insurance payables

Insurance payables are recognised when due and measured on initial recognition at the fair value of the consideration received less directly attributable transaction costs. Subsequent to initial recognition, they are measured at amortised cost using the effective interest rate method.

Insurance contract liabilities

Insurance contract liabilities include claims incurred but not reported (IBNR), claims incurred but not enough reported (IBNER), premium deficiency reserve (PDR), outstanding claims (OSLR), provision for unearned premium (UPR), provision for unexpired risk reserve (URR) and the provision for allocated and unallocated loss adjustment expenses (ALAE/ULAE).

Insurance contract liabilities towards outstanding claims are made for all claims intimated to the Group and still unpaid at the reporting date, in addition for claims incurred but not reported.

The unearned premium considered in the insurance contract liabilities comprise the estimated proportion of the gross premiums written which relates to the periods of insurance subsequent to the statement of financial position date. Unearned premiums are calculated on a time proportion basis over the effective period of the policy. The proportion attributable to subsequent periods is deferred as a provision for unearned premiums. The Group provides unearned premium reserve based on actual terms of the policy.

The liability relating to IBNR, IBNER, ALAE/ULAE and PDR reserve is calculated at the reporting date using a range of standard actuarial claim projection techniques, based on empirical data and current assumptions that may include a margin for adverse deviation. The liability is not discounted for the time value of money.

The reinsurers' portion towards the above contract liabilities is classified as reinsurance contract assets in the consolidated financial statements.

Finance cost

Interest paid is recognised in the consolidated statement of income as it accrues and is calculated by using the effective interest rate method.

Property and equipment

Recognition and measurement

All items of property and equipment are measured at cost less accumulated depreciation and impairment losses.

Cost includes expenditures that are directly attributable to the acquisition of the asset. Purchased software that is integral to the functionality of the related equipment is capitalised as part of that equipment. The cost of self-constructed assets includes the cost of materials and direct labour, any other costs directly attributable to bringing the asset to a working condition for its intended use, and the costs of dismantling and removing the items and restoring the site on which they are located.

Subsequent cost

The cost of replacing a part of property and equipment is recognised in the carrying amount of the item if it is probable that future economic benefits within the part will flow to the Group and its cost can be measured reliably. The carrying amount of the replaced part is derecognised. The cost of day to day servicing of property and equipment is recognised in the consolidated statement of income.

Gains and losses on disposal of an item of property and equipment is determined by comparing the proceeds from disposal with the carrying amount of property and equipment and is recognised net within other operating income in the consolidated statement of income.

NOTES TO THE CONSOLIDATED FINANCIAL STATEMENTS

31 December 2018

2.3 SIGNIFICANT ACCOUNTING POLICIES (continued)

Property and equipment (continued)

Depreciation

Depreciation is recognised in the consolidated income statement on a straight-line basis over the remaining economic useful lives of all property and equipment. Freehold land and capital work in progress are not depreciated.

The economic useful lives of assets, from the date of use, for the current and comparative period are estimated to be as follows:

	<i>Useful life</i>
Building	10 - 20 years
Furniture, fixtures and leasehold improvements	4 - 10 years
Office equipment	2 - 8 years
Motor vehicles	5 years

Depreciation methods, useful lives and residual values are reassessed at each reporting date.

Impairment

The carrying amounts are reviewed at each reporting date for indication of impairment. If any such indication exists then the asset's recoverable amount is estimated. The recoverable amount of an asset or cash generating unit is the greater of its value in use and its fair value less costs to sell. In assessing value in use, the estimated future cash flows are discounted to their present value using a discount rate that reflects current market assessments of the time value of money and the risks specific to the asset.

An impairment loss is recognised in the consolidated statement of income to the extent that carrying values do not exceed the recoverable amounts.

Impairment of non-financial assets

The Group assesses at each reporting date whether there is an indication that an asset may be impaired. If any indication exists, or when annual impairment testing for an asset is required, the Group estimates the asset's recoverable amount. An asset's recoverable amount is the higher of an asset's or cash-generating unit's (CGU) fair value less costs to sell and its value in use and is determined for an individual asset, unless the asset does not generate cash inflows that are largely independent of those from other assets or groups of assets. When the carrying amount of an asset or CGU exceeds its recoverable amount, the asset is considered impaired and is written down to its recoverable amount.

In assessing value in use, the estimated future cash flows are discounted to their present value using a discount rate that reflects current market assessments of the time value of money and the risks specific to the asset. In determining fair value less costs to sell, recent market transactions are taken into account, if available. If no such transactions can be identified, an appropriate valuation model is used. These calculations are corroborated by valuation multiples, quoted share prices for publicly traded securities or other available fair value indicators.

Impairment losses of continuing operations are recognised in the consolidated statement of income in those expense categories consistent with the function of the impaired asset.

For assets excluding goodwill, an assessment is made at each reporting date as to whether there is any indication that previously recognised impairment losses may no longer exist or may have decreased. If such indication exists, the Group estimates the assets' or cash-generating units' recoverable amount. A previously recognised impairment loss is reversed only if there has been a change in the assumptions used to determine the asset's recoverable amount since the last impairment loss was recognised. The reversal is limited so that the carrying amount of the asset does not exceed its recoverable amount, nor exceed the carrying amount that would have been determined, net of depreciation, had no impairment loss been recognised for the asset in prior years. Such reversal is recognised in the consolidated statement of income.

NOTES TO THE CONSOLIDATED FINANCIAL STATEMENTS

31 December 2018

2.3 SIGNIFICANT ACCOUNTING POLICIES (continued)

Impairment of non-financial assets (continued)

Goodwill acquired in a business combination is initially measured at cost being the excess of the cost of the business combination over the Group's interest in the net fair value of the identifiable assets, liabilities and contingent liabilities. Following initial recognition, goodwill is measured at cost less any accumulated impairment losses. Goodwill is tested for impairment, annually and when circumstances indicate that the carrying value may be impaired.

Impairment is determined for goodwill by assessing the recoverable amount of the cash-generating units, to which the goodwill is allocated. Where the recoverable amount of the cash-generating units is less than their carrying amount an impairment loss is recognised. Impairment losses relating to goodwill cannot be reversed in future periods.

Investment properties

Investment properties are properties held either to earn rental income or for capital appreciation or for both but not for sale in the ordinary course of business, use in the production or supply of goods or services or for administrative purposes. Investment properties are measured at fair value with any change therein recognised in operating income in the consolidated statement of income. When the use of a property changes such that it is reclassified as property and equipment, its fair value at the date of reclassification becomes its cost for subsequent accounting. The Group holds investment properties which are disclosed in note 12.

Revenue - non insurance

Revenue is measured at the fair value of the consideration received or receivable in the normal course of business.

Rental income

Rental income from investment properties is recognised on a straight-line basis over the term of the lease and is stated net of related expenses.

Interest income

Interest income is accrued on a time proportion basis, by reference to the principal outstanding and the effective interest rate applicable.

Dividend income

Dividend income is recognised when the right to receive dividend is established. Usually this is the ex-dividend date for equity securities.

Investment income

Interest income is recognised in the consolidated statement of income as it accrues and is calculated by using the effective interest rate method. Fees and commissions that are an integral part of the effective yield of the financial asset or liability are recognised as an adjustment to the effective interest rate of the instrument.

Investment income also includes dividends when the right to receive payment is established.

Realised and unrealised gain

Net gains/losses on financial assets classified at fair value through profit or loss and fair value through other comprehensive income are described under the accounting policy for financial assets and liabilities.

Foreign currency

Transactions denominated in foreign currencies are translated to AED at the foreign exchange rates ruling at the date of the transaction. Monetary assets and liabilities denominated in foreign currencies are translated to AED at the foreign exchange rates ruling at the statement of financial position date. Non-monetary assets and liabilities denominated in foreign currencies, which are stated at historical cost, are translated to AED at the foreign exchange rate ruling at the date of the transaction. Realised and unrealised exchange gains and losses have been dealt with in the consolidated statement of income.

NOTES TO THE CONSOLIDATED FINANCIAL STATEMENTS

31 December 2018

2.3 SIGNIFICANT ACCOUNTING POLICIES (continued)

Provisions

A provision is recognised if, as a result of a past event, the Group has a present legal or constructive obligation that can be estimated reliably, and it is probable that an outflow of economic benefits will be required to settle the obligation. Where the effect of time value of money is material, provisions are determined by discounting the expected future cash flows, at a pre-tax rate, that reflects current market assessments of the time value of money and, where appropriate, the risks specific to the liability.

Lease payments

Payments made under operating leases are recognised in profit or loss on a straight-line basis over the term of the lease. Lease incentives received are recognised as an integral part of the total lease expense, over the term of the lease. All of the Group's operating lease contracts are renewable.

Leased assets

Leases in terms of which the Group assumes substantially all the risks and rewards of ownership are classified as finance leases. Upon initial recognition the leased asset is measured at an amount equal to the lower of its fair value and the present value of the minimum lease payments. Lease payments are separated using the interest rate implicit in the lease to identify the finance cost, which is charged against income over the lease period, and the capital repayment, which reduces the liability to the lessor. Subsequent to initial recognition, the asset is accounted for in accordance with the accounting policy applicable to that asset. The Group enters into operating leases for their investment properties. Rental income from such operating leases is recognised on a straight-line basis over the term of the relevant lease.

Staff end of service benefits

Defined benefit plan

The Group provides end of service benefits to its expatriate employees. The entitlement to these benefits is based upon the employees' final salary and length of service, subject to the completion of a minimum service period. The expected costs of these benefits are accrued over the period of employment.

Defined contribution plan

The Group pays its obligations for UAE citizens into a Social Security and UAE Pension Fund in accordance with the Federal Law No. (7) of 1999 for Pension and Social Security.

Dividend

Dividend distribution to the Company's shareholders is recognised as a liability in the Group's consolidated financial statements in the period in which the dividends are approved by the Company's shareholders.

3 STANDARDS ISSUED BUT NOT YET EFFECTIVE

Certain new standards, amendments to standards and interpretations are not yet effective for the year ended 31 December 2018, with the Group not opting for early adoption. These have, therefore, not been applied in preparing these consolidated financial statements.

IFRS 16 Leases

IFRS 16 was issued in January 2016 and sets out the principles for the recognition, measurement, presentation and disclosure of leases. It introduces a single lessee accounting model and requires a lessee to recognise assets and liabilities for all leases with a term of more than 12 months, unless the underlying asset is of low value. For lessor accounting, it substantially carries forward the requirements in IAS 17. Accordingly, a lessor continues to classify its leases as operating leases or finance leases, and to account for those two types of leases differently. An entity shall apply this Standard for annual reporting periods beginning on or after 1 January 2019. Earlier application is permitted for entities that apply IFRS 15 Revenue from Contracts with Customers at or before the date of initial application of this Standard. The Group is in the process of evaluating the potential impact of IFRS 16 on the consolidated financial statements.

NOTES TO THE CONSOLIDATED FINANCIAL STATEMENTS

31 December 2018

3 STANDARDS ISSUED BUT NOT YET EFFECTIVE (continued)

IFRS 17 Insurance Contracts

In May 2017, the IASB issued IFRS 17 Insurance Contracts (IFRS 17), a comprehensive new accounting standard for insurance contracts covering recognition and measurement, presentation and disclosure. Once effective, IFRS 17 will replace IFRS 4 Insurance Contracts (IFRS 4) that was issued in 2005. IFRS 17 applies to all types of insurance contracts (i.e. life, non-life, direct insurance and re-insurance), regardless of the type of entities that issue them, as well as to certain guarantees and financial instruments with discretionary participation features. A few scope exceptions will apply. The overall objective of IFRS 17 is to provide an accounting model for insurance contracts that is more useful and consistent for insurers. In contrast to the requirements in IFRS 4, which are largely based on grandfathering previous local accounting policies, IFRS 17 provides a comprehensive model for insurance contracts, covering all relevant accounting aspects. The core of IFRS 17 is the general model, supplemented by:

- A specific adaptation for contracts with direct participation features (the variable fee approach);
- A simplified approach (the premium allocation approach) mainly for short-duration contracts.

IFRS 17 is effective for reporting periods beginning on or after 1 January 2022, with comparative figures required. Early application is permitted, provided the entity also applies IFRS 9 and IFRS 15 on or before the date it first applies IFRS 17. The Group plans to adopt the standard on the required effective date and is currently evaluating the expected impact.

IFRIC Interpretation 23 Uncertainty over Income Tax Treatment

The Interpretation addresses the accounting for income taxes when tax treatments involve uncertainty that affects the application of IAS 12 and does not apply to taxes or levies outside the scope of IAS 12, nor does it specifically include requirements relating to interest and penalties associated with uncertain tax treatments.

The Interpretation specifically addresses the following:

- Whether an entity considers uncertain tax treatments separately;
- The assumptions an entity makes about the examination of tax treatments by taxation authorities;
- How an entity determines taxable profit (tax loss), tax bases, unused tax losses, unused tax credits and tax rates;
- How an entity considers changes in facts and circumstances.

An entity must determine whether to consider each uncertain tax treatment separately or together with one or more other uncertain tax treatments. The approach that better predicts the resolution of the uncertainty should be followed. The interpretation is effective for annual reporting periods beginning on or after 1 January 2019, but certain transition reliefs are available. The Group does not expect any effect on its consolidated financial statements.

Amendments to IFRS 9 Prepayment Features with Negative Compensation

Under IFRS 9, a debt instrument can be measured at amortised cost or at fair value through other comprehensive income, provided that the contractual cash flows are 'solely payments of principal and interest on the principal amount outstanding' (the SPPI criterion) and the instrument is held within the appropriate business model for that classification. The amendments to IFRS 9 clarify that a financial asset passes the SPPI criterion regardless of the event or circumstance that causes the early termination of the contract and irrespective of which party pays or receives reasonable compensation for the early termination of the contract.

The amendments should be applied retrospectively and are effective from 1 January 2019, with earlier application permitted. These amendments have no impact on the consolidated financial statements of the Group.

Amendments to IFRS 10 and IAS 28 Sale or Contribution of Assets between an Investor and its Associate or Joint Venture

The amendments address the conflict between IFRS 10 and IAS 28 in dealing with the loss of control of a subsidiary that is sold or contributed to an associate or joint venture. The amendments clarify that the gain or loss resulting from the sale or contribution of assets that constitute a business, as defined in IFRS 3, between an investor and its associate or joint venture, is recognised in full. Any gain or loss resulting from the sale or contribution of assets that do not constitute a business, however, is recognised only to the extent of unrelated investors' interests in the associate or joint venture. The IASB has deferred the effective date of these amendments indefinitely, but an entity that early adopts the amendments must apply them prospectively. This standard is not applicable to the Group.

NOTES TO THE CONSOLIDATED FINANCIAL STATEMENTS

31 December 2018

3 STANDARDS ISSUED BUT NOT YET EFFECTIVE (continued)

Amendments to IAS 19 *Plan Amendment, Curtailment or Settlement*

The amendments to IAS 19 address the accounting when a plan amendment, curtailment or settlement occurs during a reporting period. The amendments specify that when a plan amendment, curtailment or settlement occurs during the annual reporting period, an entity is required to:

- Determine current service cost for the remainder of the period after the plan amendment, curtailment or settlement, using the actuarial assumptions used to remeasure the net defined benefit liability (asset) reflecting the benefits offered under the plan and the plan assets after that event; and
- Determine net interest for the remainder of the period after the plan amendment, curtailment or settlement using: the net defined benefit liability (asset) reflecting the benefits offered under the plan and the plan assets after that event; and the discount rate used to remeasure that net defined benefit liability (asset).

The amendments also clarify that an entity first determines any past service cost, or a gain or loss on settlement, without considering the effect of the asset ceiling. This amount is recognised in profit or loss. An entity then determines the effect of the asset ceiling after the plan amendment, curtailment or settlement. Any change in that effect, excluding amounts included in the net interest, is recognised in other comprehensive income.

The amendments apply to plan amendments, curtailments, or settlements occurring on or after the beginning of the first annual reporting period that begins on or after 1 January 2019, with early application permitted. These amendments will apply only to any future plan amendments, curtailments, or settlements of the Group.

Amendments to IAS 28 *Long-term interests in associates and joint ventures*

The amendments clarify that an entity applies IFRS 9 to long-term interests in an associate or joint venture to which the equity method is not applied but that, in substance, form part of the net investment in the associate or joint venture (long-term interests). This clarification is relevant because it implies that the expected credit loss model in IFRS 9 applies to such long-term interests.

The amendments also clarified that, in applying IFRS 9, an entity does not take account of any losses of the associate or joint venture, or any impairment losses on the net investment, recognised as adjustments to the net investment in the associate or joint venture that arise from applying IAS 28 Investments in Associates and Joint Ventures.

The amendments should be applied retrospectively and are effective from 1 January 2019, with early application permitted. Since the Group does not have such long-term interests in its associate and joint venture, the amendments will not have an impact on its consolidated financial statements.

Annual Improvements 2015-2017 cycle

These improvements include:

IFRS 3 *Business Combinations*

The amendments clarify that, when an entity obtains control of a business that is a joint operation, it applies the requirements for a business combination achieved in stages, including remeasuring previously held interests in the assets and liabilities of the joint operation at fair value. In doing so, the acquirer remeasures its entire previously held interest in the joint operation.

An entity applies those amendments to business combinations for which the acquisition date is on or after the beginning of the first annual reporting period beginning on or after 1 January 2019, with early application permitted. These amendments will apply on future business combinations of the Group.

NOTES TO THE CONSOLIDATED FINANCIAL STATEMENTS

31 December 2018

3 STANDARDS ISSUED BUT NOT YET EFFECTIVE (continued)

Annual Improvements 2015-2017 cycle (continued)

IFRS 11 *Joint Arrangements*

A party that participates in, but does not have joint control of, a joint operation might obtain joint control of the joint operation in which the activity of the joint operation constitutes a business as defined in IFRS 3. The amendments clarify that the previously held interests in that joint operation are not remeasured.

An entity applies those amendments to transactions in which it obtains joint control on or after the beginning of the first annual reporting period beginning on or after 1 January 2019, with early application permitted. Since the Group does not have joint arrangements, the amendments will not have an impact on its consolidated financial statements.

IAS 12 *Income Taxes*

The amendments clarify that the income tax consequences of dividends are linked more directly to past transactions or events that generated distributable profits than to distributions to owners. Therefore, an entity recognises the income tax consequences of dividends in profit or loss, other comprehensive income or equity according to where the entity originally recognised those past transactions or events.

An entity applies those amendments for annual reporting periods beginning on or after 1 January 2019, with early application is permitted. When an entity first applies those amendments, it applies them to the income tax consequences of dividends recognised on or after the beginning of the earliest comparative period. This standard is not applicable to the Group.

IAS 23 *Borrowing Costs*

The amendments clarify that an entity treats as part of general borrowings any borrowing originally made to develop a qualifying asset when substantially all of the activities necessary to prepare that asset for its intended use or sale are complete.

An entity applies those amendments to borrowing costs incurred on or after the beginning of the annual reporting period in which the entity first applies those amendments. An entity applies those amendments for annual reporting periods beginning on or after 1 January 2019, with early application permitted. This standard is not applicable to the Group.

4 BASIS OF CONSOLIDATION

The consolidated financial statements comprise the financial results of the Company and those of its following subsidiary:

<i>Subsidiary</i>	<i>Principal activity</i>	<i>Country of incorporation</i>	<i>Ownership</i>
ADNIC International LTD*	Other activities auxiliary to insurance	United Kingdom	100%

* The Company incorporated a wholly owned subsidiary on 3 July 2017 named ADNIC International LTD to operate as a representative office of the Company in London, England.

The Subsidiary is fully consolidated from the date on which control is transferred to the Company. The Company exercises control over the subsidiary listed above. Control is achieved when the Group is exposed, or has rights, to variable returns from its involvement with the investee and has the ability to affect those returns through its power over the investee. Specifically, the Group controls an investee if and only if the Group has:

- Power over the investee (i.e. existing rights that give it the current ability to direct the relevant activities of the investee);
- Exposure, or rights, to variable returns from its involvement with the investee, and
- The ability to use its power over the investee to affect its returns.

NOTES TO THE CONSOLIDATED FINANCIAL STATEMENTS

31 December 2018

4 BASIS OF CONSOLIDATION (continued)

When the Group has less than a majority of the voting or similar rights of an investee, the Group considers all relevant facts and circumstances in assessing whether it has power over an investee, including:

- The contractual arrangement with the other vote holders of the investee
- Rights arising from other contractual arrangements
- The Group's voting rights and potential voting rights

The Group re-assesses whether or not it controls an investee if facts and circumstances indicate that there are changes to one or more of the three elements of control. Consolidation of a subsidiary begins when the Group obtains control over the subsidiary and ceases when the Group loses control of the subsidiary. Assets, liabilities, income and expenses of a subsidiary acquired or disposed of during the year are included in the statement of comprehensive income from the date the Group gains control until the date the Group ceases to control the subsidiary.

Profit or loss and each component of other comprehensive income are attributed to the equity holders of the parent of the Group and to the non-controlling interests, even if this results in the non-controlling interests having a deficit balance. When necessary, adjustments are made to the financial statements of subsidiaries to bring their accounting policies in line with the Group's accounting policies. All intra-group assets and liabilities, equity, income, expenses and cash flows relating to transactions between members of the Group are eliminated in full on consolidation.

A change in the ownership interest of a subsidiary, without a loss of control, is accounted for as an equity transaction. If the Group loses control over a subsidiary, it:

- Derecognises the assets (including goodwill) and liabilities of the subsidiary;
- Derecognises the carrying amount of any non-controlling interest;
- Derecognises the cumulative translation differences recorded in equity;
- Recognises the fair value of the consideration received;
- Recognises the fair value of any investment retained;
- Recognises any surplus or deficit in profit or loss; and
- Reclassifies the parent's share of components previously recognised in other comprehensive income to profit or loss or retained earnings, as appropriate, as would be required if the Group had directly disposed of the related assets or liabilities.

The financial statements of subsidiaries are prepared for the same reporting year as the Group, using consistent accounting policies.

5 RISK MANAGEMENT

This section summarises the risks faced by the Group and the way the Group manages them.

5.1 Introduction and overview

Overall framework

The primary objective of the Group's risk and financial management framework is to protect the Group's shareholders from events that hinder the sustainable achievement of the set financial performance objectives. Management recognises the critical importance of having efficient and effective risk management systems in place.

Capital management framework

The Group has an internal risk management framework for identifying risks to which each of its business units and the Group as a whole is exposed, quantifying their impact on economic capital. The internal framework estimates indicate how much capital is needed to mitigate the risk of insolvency to a selected remote level of risk applied to a number of tests (both financial and non-financial) on the capital position of the business.

NOTES TO THE CONSOLIDATED FINANCIAL STATEMENTS

31 December 2018

5 RISK MANAGEMENT (continued)

5.1 Introduction and overview continued

Regulatory framework

Regulators are primarily interested in protecting the rights of the policyholders and shareholders and monitor closely to ensure that the Group is satisfactorily managing affairs for their benefit. At the same time, the regulators are also interested in ensuring that the Group maintains an appropriate solvency position to meet unforeseen liabilities arising from economic shocks or natural disasters.

The operations of the Company are also subject to regulatory requirements within the UAE. Such regulations not only prescribe approval and monitoring of activities, but also impose certain restrictive provisions to minimise the risk of default and insolvency on the part of the insurance companies to meet unforeseen liabilities as these arise. The chairman of the Insurance Authority vides Board of Directors' Decision No. (25) of 2014 dated 28th December 2014, issued Financial Regulation for Insurance Companies (FRIC) applicable to insurance companies incorporated in the UAE and the foreign insurance companies licensed to practice the activity in the UAE. The major highlights of the new regulation are summarised in the below table:

Regulation

1. Basis of Investing the Rights of the Policy Holders
2. Solvency Margin and Minimum Guarantee Fund
3. Basis of calculating the technical provisions
4. Determining the Company's assets that meet the accrued insurance liabilities
5. Records which the Company shall be obligated to organise and maintain as well as the data and documents that shall be made available to the Authority
6. Principles of organising accounting books and records of the Company, agents and brokers and determining data to be maintained in these books and records
7. Accounting policies to be adopted and the necessary forms needed to be prepared and present reports and financial statements

5.2 Insurance risk

The Group accepts insurance risk through its written insurance contracts. The Group is exposed to uncertainty surrounding the timing, frequency and severity of claims under these contracts.

The Group writes the following types of general insurance contracts:

- Marine hull insurance
- Marine cargo insurance
- Aviation insurance
- Engineering insurance
- Energy insurance
- Liability insurance
- Financial lines insurance
- Property insurance
- Accident insurance
- Group life insurance
- Motor insurance
- Health insurance

NOTES TO THE CONSOLIDATED FINANCIAL STATEMENTS

31 December 2018

5 RISK MANAGEMENT (continued)

5.2 Insurance risk (continued)

Two key elements of the Group's insurance risk management framework are its underwriting strategy and reinsurance strategy, as discussed below.

Underwriting strategy

The Group's underwriting strategy is to build balanced portfolios based on a large number of similar risks. This reduces the variability of the portfolios outcome.

The underwriting strategy is set out by the Group, which establishes the classes of business to be written, the territories in which business is to be written and the industry sectors in which the Group is prepared to underwrite. This strategy is cascaded by the business units to individual underwriters through detailed underwriting authorities that set out the limits that any one underwriter can write by line size, class of business, territory and industry in order to ensure appropriate risk selection within the portfolio. Generally all general insurance contracts are annual in nature and the underwriters have the right to refuse renewal or to change the terms and conditions of the contract at renewal.

Medical selection is part of the Group's underwriting procedures, whereby premiums are charged to reflect the health condition and family medical history of the applicants. Pricing is based on assumptions, such as mortality and persistency, which consider past experience and current trends. Contracts, including specific risks and guarantees, are tested for profitability according to predefined procedures before approval.

Products are reviewed by the business units on an annual basis to confirm, or otherwise, that pricing assumptions remain appropriate. Analysis is performed on earnings and liability movements to understand the source of any material variation in actual results from what was expected. This confirms the appropriateness of assumptions used in underwriting and pricing.

The Group operates a number of oversight committees that monitor aggregate risk data and take overall risk management decisions.

Geographical concentration of risks

The insurance risk arising from insurance contracts is primarily concentrated in the United Arab Emirates. The geographical concentration of risks is similar to last year.

Reinsurance Strategy

The reinsurance arrangements include excess and catastrophe coverage. The Group reinsures a portion of the insurance risks it underwrites in order to control its exposure to losses and protect capital resources.

Ceded reinsurance contains credit risk, as discussed in the financial risk management note. The Group has a reinsurance department that is responsible for setting the minimum security criteria for acceptable reinsurance and monitoring the purchase of reinsurance by the business units against those criteria. The department monitors developments in the reinsurance programme and its ongoing adequacy.

The underwriters buy a combination of proportionate and non-proportionate reinsurance treaties to reduce the net exposure to the Group. In addition, underwriters are allowed to buy facultative reinsurance in certain specified circumstances. All purchases of facultative reinsurance are subject to business unit pre-approval and the total expenditure on facultative reinsurance is monitored regularly by the reinsurance department.

The estimated loss ratios are analysed below by class of business for the current and previous year:

Type of risk	Year ended 31 December 2018		Year ended 31 December 2017	
	Gross loss ratio	Net loss ratio	Gross loss ratio	Net loss ratio
Commercial	53%	57%	66%	68%
Consumer	71%	77%	74%	68%

NOTES TO THE CONSOLIDATED FINANCIAL STATEMENTS

31 December 2018

5 RISK MANAGEMENT (continued)

5.2 Insurance risk (continued)

Claim development

The following schedule reflects the actual claims (based on year end estimates including IBNR) compared to the previous estimates for the last five years on an accident year basis:

	2013 and earlier AED'000	2014 AED'000	2015 AED'000	2016 AED'000	2017 AED'000	2018 AED'000	Total AED'000
Commercial (gross)							
At the end of the reporting year		1,148,446	844,711	925,939	1,279,382	1,089,104	5,287,582
One year later		1,344,165	785,954	730,350	1,181,673		4,042,142
Two years later		1,337,958	703,396	661,482			2,702,836
Three years later		1,264,217	700,908				1,965,125
Four years later		1,200,062					1,200,062
Current estimate of cumulative claims		1,200,062	700,908	661,482	1,181,673	1,089,104	4,833,229
Cumulative payments to date		1,059,376	488,972	475,830	644,898	66,419	2,735,495
Total liability recognised in the consolidated statement of financial position	91,041	140,686	211,936	185,652	536,775	1,022,685	2,188,775
Consumer (gross)							
At the end of the reporting year		1,134,084	968,060	864,253	885,329	1,137,759	4,989,485
One year later		1,301,114	895,816	816,489	836,589		3,850,008
Two years later		1,296,552	884,024	796,620			2,977,196
Three years later		1,286,292	888,413				2,174,705
Four years later		1,280,611					1,280,611
Current estimate of cumulative claims		1,280,611	888,413	796,620	836,589	1,137,759	4,939,992
Cumulative payments to date		1,272,350	873,898	776,098	789,124	744,942	4,456,412
Total liability recognised in the consolidated statement of financial position	1,600	8,261	14,515	20,522	47,465	392,817	485,180
Total commercial and consumer (gross)	92,641	148,947	226,451	206,174	584,240	1,415,502	2,673,955

NOTES TO THE CONSOLIDATED FINANCIAL STATEMENTS

31 December 2018

5 RISK MANAGEMENT (continued)

5.2 Insurance risk (continued)

Sensitivity of underwriting profit and losses

The underlying risk of any agreed insurance contract is the possibility that the insured event occurs and the level of certainty the Insurer can project on any resulting claim. By the nature of an insurance contract, this risk is often random and the amount of payable claim even more unpredictable. Therefore, the Group applies the principle of probability across all pricing and provisioning. Despite this principle the risk that actual claims payments exceed the estimated amount of the insurance liabilities is still ever present due to the uncertainty of the frequency or severity of claims being greater than estimated. Whilst the Group applies the portfolio approach to understand its projected claims, events leading to actual claims vary and therefore profitability is impacted, either positively or negatively on an annual basis.

The Group has an overall risk retention level in the region of 46% (2017: 47%) and this is mainly due to overall low retention levels in commercial lines. Despite these low retention levels on commercial lines, due to the unpredictability in events and their extreme volatility, large events stress the performance of the Group despite transferring risks to other parties. For all lines of business, the Group is adequately covered by excess of loss reinsurance programs to guard against any major financial impact.

Concentration of insurance risk

In common with other insurance companies, in order to minimise financial exposure arising from large insurance claims, the Group, in the normal course of business, enters into arrangements with other parties for reinsurance purposes. The Group manages its risks through its prudent underwriting strategy, reinsurance arrangements aligned with the Group's risk appetite and thorough claims handling.

Underwriting limits are in place to enforce appropriate risk selection criteria for the type of risk being underwritten based on our historical data and market analysis.

As part of our strategy to decrease volatility due to concentration of exposure, the Group evaluates the financial condition of its reinsurers and monitors concentrations of credit risk arising from similar geographic regions, activities or economic characteristics of the reinsurers. Reinsurance ceded contracts do not relieve the Group from its obligations to policyholders. The Group remains liable to its policyholders for the portion reinsured to the extent that any reinsurer does not meet the obligations assumed under the reinsurance agreements.

The concentration of insurance risk as at 31 December 2018 was as follows:

	<i>Commercial</i>		<i>Consumer</i>		<i>Total exposure</i>	
	<i>Gross AED'000</i>	<i>Net AED'000</i>	<i>Gross AED'000</i>	<i>Net AED'000</i>	<i>Gross AED'000</i>	<i>Net AED'000</i>
UAE	1,148,969,867	292,185,196	119,921,549	37,455,812	1,268,891,416	329,641,008
GCC countries	123,743,489	45,890,996	582,463	178,238	124,325,952	46,069,234
Others	82,785,384	30,376,100	2,426,947	1,451,464	85,212,331	31,827,564
	<u>1,355,498,740</u>	<u>368,452,292</u>	<u>122,930,959</u>	<u>39,085,514</u>	<u>1,478,429,699</u>	<u>407,537,806</u>

The concentration of insurance risk as at 31 December 2018 was as follows:

	<i>Commercial</i>		<i>Consumer</i>		<i>Total exposure</i>	
	<i>Gross AED'000</i>	<i>Net AED'000</i>	<i>Gross AED'000</i>	<i>Net AED'000</i>	<i>Gross AED'000</i>	<i>Net AED'000</i>
UAE	870,234,883	222,208,303	27,315,723	13,539,370	897,550,606	235,747,673
GCC countries	56,962,620	19,098,526	520,101	179,120	57,482,721	19,277,646
Others	36,543,060	9,497,635	1,509,435	975,880	38,052,495	10,473,515
	<u>963,740,563</u>	<u>250,804,464</u>	<u>29,345,259</u>	<u>14,694,370</u>	<u>993,085,822</u>	<u>265,498,834</u>

NOTES TO THE CONSOLIDATED FINANCIAL STATEMENTS

31 December 2018

5 RISK MANAGEMENT (continued)

5.3 Financial risk

The Group has exposure to the following risks from financial instruments:

- Credit risk
- Liquidity risk
- Market risks
- Operational risks

This note presents information about the Group's exposure to each of the above risks, the Group's objectives, policies and processes for measuring and managing risk, and the Group's management of capital.

Credit risk

Credit risk is the risk that one party to a financial instrument will cause a financial loss to the other party by failing to discharge an obligation.

A credit risk policy setting out the assessment and determination of what constitutes credit risk for the Group has been established and policies and procedures are in place to mitigate the Group's exposure to credit risk:

	2018 AED'000	2017 AED'000
Maximum exposure		
Investments at amortised cost	774,315	616,853
Reinsurance contract assets	1,296,925	1,295,990
Trade and other receivables	956,126	859,261
Bank balances	854,548	705,352
Total	3,881,914	3,477,456

Compliance with the policy is monitored and exposures and breaches are regularly reviewed for changes in the risk environment.

For all classes of financial assets held by the Group, the maximum credit risk exposure to the Group is the carrying value as disclosed in the consolidated financial statements at the reporting date.

Reinsurance is placed with reinsurers approved by the management, which are generally international reputed companies.

To minimise its exposure to significant losses from reinsurer insolvencies, the Group evaluates the financial condition of its reinsurers and monitors concentrations of credit risk arising from similar geographic regions, activities or economic characteristics of the reinsurers.

NOTES TO THE CONSOLIDATED FINANCIAL STATEMENTS

31 December 2018

5 RISK MANAGEMENT (continued)

5.3 Financial risk (continued)

Credit risk (continued)

Management of credit risk

The Group has adopted a policy of only dealing with creditworthy counterparties as a means of mitigating the risk of financial loss from defaults. The Group's exposure and the credit ratings of its counterparties are continuously monitored and the aggregate value of transactions concluded is spread amongst approved counterparties. Credit exposure is controlled by counterparty limits that are reviewed and approved by management annually.

The credit risk on liquid funds maintained with banks is limited because the counterparties are banks with high credit-rating assigned by international credit-rating agencies or reputable local banks closely monitored by the regulatory body.

The carrying amount of financial assets recorded in the consolidated financial statements, which is net of impairment losses, represents the Group's maximum exposure to credit risk for such receivables and liquid funds.

At each reporting date, management performs an assessment of creditworthiness of reinsurers and updates the reinsurance purchase strategy, ascertaining suitable allowance for impairment if required.

Liquidity risk

Liquidity risk is the risk that the Group will encounter difficulty in meeting obligations associated with its financial liabilities.

Liquidity requirements are monitored on a daily basis and management ensures that sufficient funds are available to meet commitments as they arise.

Management of liquidity risk

Ultimate responsibility for liquidity risk management rests with the board of directors, which has built an appropriate liquidity risk management framework for the management of the Group's short, medium and long-term funding and liquidity management requirements. The Group manages liquidity risk by maintaining adequate reserves by continuously monitoring forecast and actual cash flows and matching the maturity profiles of financial assets and liabilities.

Details of the Group's financial liabilities are summarised in the table below by the maturity profile of the Group's assets and liabilities based on the contractual repayment arrangements. The contractual maturities of liabilities have been determined on the basis of the remaining period at the reporting date to the contractual maturity date. The maturity profile is monitored by management to ensure adequate liquidity is maintained.

	Carrying amount AED'000	Contractual cash outflows	
		Up to 180 days AED'000	181 to 365 days AED'000
Financial liabilities at 31 December 2018			
Insurance contract liabilities	2,673,955	(1,019,758)	(1,654,197)
Trade and other payables	954,633	(954,633)	-
Mandatory convertible bonds	27,960	(27,960)	-
Total	3,656,548	(2,002,351)	(1,654,197)
Financial liabilities at 31 December 2017			
Insurance contract liabilities	2,591,446	(950,802)	(1,640,644)
Trade and other payables	591,835	(591,835)	-
Mandatory convertible bonds	54,788	(28,376)	(26,412)
Total	3,238,069	(1,571,013)	(1,667,056)

NOTES TO THE CONSOLIDATED FINANCIAL STATEMENTS

31 December 2018

5 RISK MANAGEMENT (continued)

5.3 Financial risk (continued)

Liquidity risk (continued)

Management of liquidity risk continued

The expected maturity profile of the assets at 31 December 2018 and 2017 is as follows:

	<i>Current</i> AED'000	<i>Non-current</i> AED'000	<i>Total</i> AED '000
31 December 2018			
Bank balances and cash	844,635	10,000	854,635
Trade and other receivables	1,078,066	-	1,078,066
Reinsurance contracts assets	2,355,446	-	2,355,446
Investments	1,210,675	969,831	2,180,506
Investment properties	-	709,987	709,987
Property and equipment	-	71,624	71,624
	<u>5,488,822</u>	<u>1,761,442</u>	<u>7,250,264</u>
31 December 2017			
Bank balances and cash	695,434	10,000	705,434
Trade and other receivables	973,711	-	973,711
Reinsurance contracts assets	2,261,823	-	2,261,823
Investments	1,100,430	844,935	1,945,365
Investment properties	-	741,025	741,025
Property and equipment	-	69,865	69,865
	<u>5,031,398</u>	<u>1,665,825</u>	<u>6,697,223</u>

Except for end of service benefits of AED 31,600 thousand (2017: AED 30,919 thousand and mandatory convertible coupon liability amounting to AED 26,412 thousand), the Group expects its liabilities of AED 5,116,925 thousand (2017: AED 4,664,293 thousand) to mature in less than twelve months from the reporting date.

Market risk

Market risk is the risk that the value of a financial instrument will fluctuate as a result of changes in market prices, whether those changes are caused by factors specific to the individual security, or its issuer, or factors affecting all securities traded in the market. The Group limits market risk by maintaining a diversified portfolio and by continuous monitoring of developments in local equity, real estate and debt markets. In addition, the Group actively monitors the key factors that affect market movements, including analysis of the operational and financial performance of investees and properties.

Management of market risk

The Group separates its exposure to market risk between trading and non-trading portfolios. Trading portfolios include positions arising from market making and proprietary position taking, together with financial assets and liabilities that are managed on a fair value basis.

The Group limits market risk by maintaining a diversified portfolio and by continuous monitoring of developments in the market. In addition, the Group actively monitors the key factors that affect stock and market movements, including analysis of the operational and financial performance of investees and properties.

NOTES TO THE CONSOLIDATED FINANCIAL STATEMENTS

31 December 2018

5 RISK MANAGEMENT (continued)

5.3 Financial risk (continued)

Market risk (continued)

Interest rate risk

Interest rate risk arises from interest bearing financial instruments and reflects the possibility that changes in interest rates will adversely affect the value of the financial instruments and the related income. The Group manages this risk principally through monitoring interest rate gaps and by matching the re-pricing profile of assets and liabilities.

The substantial portion of the Group's assets and liabilities are re-priced within one year. Accordingly, interest rate risk is limited to that extent.

The effective interest rate of a monetary financial instrument is the rate that, when used in a present value calculation, results in the carrying amount of the instrument. The rate is an original effective interest rate for a fixed rate instrument carried at amortised cost and a current market rate for a floating instrument or an instrument carried at fair value.

At the reporting date if the interest rates are 1% (100 basis point) higher/lower and all the other variables were held constant the Group's net profit would have increased/decreased by AED 5,179 thousand (2017: AED 4,919 thousand).

Currency risk

Currency risk is the risk that the value of a financial instrument will fluctuate due to changes in foreign exchange rates and arises from financial instruments denominated in a foreign currency. The Group's functional currency is the UAE Dirham.

The Group has considerable exposures denominated in US Dollar. As the AED Dirham is pegged to the US Dollar since November 1980 accordingly, the Group's exposure to currency risk is limited to that extent.

Equity price risk

Equity price risk arises from the change in fair value of equity investments. The Group manages this risk through diversification of investments in terms of geographical distribution and industry concentration.

At the reporting date if the equity prices are 10% higher/lower as per the assumptions mentioned below and all the other variables were held constant:

For investments held at fair value through profit or loss

Fair value would have increased/decreased by AED 27,022 thousand (2017: AED 20,540 thousand).

For investments held at fair value through other comprehensive income

Changes in revaluation reserves of shares would increase/decrease by AED 113,597 thousand (2017: AED 112,311 thousand) as a result of the changes in fair value of quoted shares.

NOTES TO THE CONSOLIDATED FINANCIAL STATEMENTS

31 December 2018

5 RISK MANAGEMENT (continued)

5.3 Financial risk (continued)

Operational risk

Operational risk is the risk of direct or indirect loss arising from a wide variety of causes associated with the Group's processes, human error, technology and infrastructure, and from external factors other than credit, market and liquidity risks such as those arising from legal and regulatory requirements and generally accepted standards of corporate behavior. Operational risks arise from all of the Group's operations.

The Group's objective is to manage operational risk so as to balance the avoidance of financial losses and damage to the Group's reputation with overall cost effectiveness and to avoid control procedures that restrict initiative and creativity.

The Board has oversight responsibilities for operational risk management in the Group. These responsibilities are exercised through the Risk Management Committee with an established framework of policies and procedures to identify, assess, monitor, control, manage and report risks. The Risk Management Committee employs clear internal policies and procedures to reduce the likelihood of any operational losses. Where appropriate, risk is mitigated by way of insurance. The framework also provides the interrelation with other risk categories.

Compliance with policies and procedures is supported by periodic reviews undertaken by the Audit and Compliance Division. The results of these reviews are discussed with the management of the business unit to which they relate, with summaries submitted to the Audit Committee and senior management of the Group.

5.4 Capital risk management

The Company's objectives when managing capital is to comply with the insurance capital requirements required by the Federal Law No. (6) of 2007 Concerning the Establishment of the Insurance Authority & Organization of the Insurance Operations.

In UAE, the local insurance regulator specifies the minimum amount and type of capital that must be held by the Company in addition to its insurance liabilities. The minimum required capital (presented in the table below) must be maintained at all times throughout the year.

On 28 December 2014, the United Arab Emirates (UAE) Insurance Authority issued Financial Regulations for Insurance Companies and were then subsequently published in the UAE Official Gazette No. 575 on 28th January 2015 and came into force on 29 January 2015. The Company is subject to local insurance solvency regulations with which it has complied with during the year. The Company has incorporated in its policies and procedures the necessary tests to ensure continuous and full compliance with such regulations. Insurance Authority allows an alignment period of up to three years for the insurance companies to be in compliance with the regulations.

As per the Federal Law No. (6) of 2007 Concerning the Establishment of the Insurance Authority & Organization of the Insurance Operations, the minimum capital requirement remains at AED 100 million for Insurance companies.

The table below summarises the Minimum Capital Requirement of the Group and the total capital held by the Group.

	2018 AED'000	2017 AED'000
Total capital held by the Company	<u>375,000</u>	<u>375,000</u>
Minimum regulatory capital	<u>100,000</u>	<u>100,000</u>

NOTES TO THE CONSOLIDATED FINANCIAL STATEMENTS

31 December 2018

6 USE OF ESTIMATES AND JUDGEMENTS

Judgements

In the process of applying the Group's accounting policies, management has made the following judgements, apart from those involving estimations, which have the most significant effect in the amounts recognised in the consolidated financial statements.

Classification of investments

Management designates at the time of acquisition of securities whether these should be classified as at fair value through other comprehensive income, fair value through profit or loss or amortised cost. In judging whether investments in securities are as at fair value through other comprehensive income, fair value through profit or loss or amortised cost, Management has considered the detailed criteria for determination of such classification as set out in IFRS 9 Financial Instruments. Management is satisfied that its investments in securities are appropriately classified.

Fair value of financial instruments

Where the fair value of financial assets and financial liabilities recorded in the consolidated statement of financial position cannot be derived from active markets, their fair value is determined using valuation techniques including the discounted cash flow model. The inputs to these models are taken from observable markets where possible, but where this is not feasible, a degree of judgement is required in establishing fair values. The judgements include considerations of inputs such as liquidity risk, credit risk and volatility. Changes in assumptions about these factors could affect the reported fair value of financial instruments.

Estimation uncertainty

The key assumptions concerning the future and other key sources of estimation uncertainty at the reporting date, that have a significant risk of causing a material adjustment to the carrying amounts of assets and liabilities within the next financial year are discussed below:

Provision for unearned premium reserve and unexpired risk reserve

Unearned premium reserves includes premium deficiency reserve (PDR) and unexpired risk reserve (URR) which are estimated using a range of standard actuarial claim projection techniques, based on empirical data and current assumptions that may include a margin for adverse deviation. The carrying value at the reporting date of UPR, PDR and URR reserve (net of related reinsurance asset) is AED 544.6 million (2017: AED 632.6 million).

Provision for incurred but not reported claims (IBNR)

Estimates are made for the expected ultimate cost of claims incurred but not yet reported at the reporting date (IBNR), using a range of standard actuarial claim projection techniques, based on empirical data and current assumptions that may include a margin for adverse deviation. The carrying value at the reporting date of IBNR reserve (net of related reinsurance receivable) is AED 218.3 million (2017: AED 232.5 million).

NOTES TO THE CONSOLIDATED FINANCIAL STATEMENTS

31 December 2018

6 USE OF ESTIMATES AND JUDGEMENTS (continued)

Estimation uncertainty (continued)

Provision for outstanding claims

Provision for outstanding claims include provision for ALAE and ULAE reserves. Considerable judgement by management is required in the estimation of amounts due to contract holders arising from claims made under insurance contracts. Such estimates are necessarily based on significant assumptions about several factors involving varying, and possible significant, degrees of judgement and uncertainty and actual results may differ from management's estimates resulting in future changes in estimated liabilities. The Group generally estimates its claims based on previous experience and / or loss adjustor reports. Claims requiring court or arbitration decisions are estimated individually. Independent loss adjusters along with the Group's internal legal counsel normally estimate such claims. The ALAE and ULAE reserves are estimated using a range of standard actuarial claim projection techniques, based on empirical data and current assumptions that may include a margin for adverse deviation. The carrying value at the reporting date of provision for outstanding claims (net of related reinsurance assets including ALAE/ULAE reserves) is AED 839.8 million (2017: AED 755.5 million).

Reinsurance

The Group is exposed to disputes with, and possibility of defaults by its reinsurer. The Group monitors on a monthly basis the evolution of disputes with and the strength of its reinsurer.

Impairment of insurance receivables

An estimate of the collectible amount of insurance and other receivables is made when collection of the full amount is no longer probable. This determination of whether the insurance and other receivables are impaired entails the Group evaluating the credit and liquidity position of the policy holders and the insurance and reinsurance companies, historical recovery rates including detailed investigations carried out during 2018 and feedback received from the legal department. The difference between the estimated collectible amount and the book amount is recognised as an expense in the consolidated statement of income. Any difference between the amounts actually collected in the future periods and the amounts expected will be recognised in the consolidated statement of income at the time of collection. Provision for the doubtful debts on insurance receivables at 31 December 2018 was AED 142,258 thousand (2017: AED 141,095 thousand).

Impairment of investments at amortised cost

The Group evaluates impairment on investments at amortised cost on an ongoing basis and a comprehensive review on a quarterly basis to assess whether an impairment charge should be recognised in the consolidated statement of income. In particular, considerable judgement by management is required in the estimation of the amount and timing of future cash flows when determining the level of impairment charge required. In estimating these cash flows, management makes judgements about counterparty's financial situation and other means of settlement and the net realisable value of any underlying collateral. Such estimates are based on assumptions about several factors involving varying degrees of judgement and uncertainty, and actual results may differ resulting in future changes to such impairment charges.

Estimation of fair value of investment properties

The fair value of investment properties is determined by independent real estate valuation consultants based on Discounted Cash Flow (DCF) and Investment Method of Valuation. The Investment method analyses potential rental income from the property and deducts the expenses incurred in the operation of the asset. The net rental income is then capitalised at market standards to arrive at Fair Value. The DCF method calculates the net.

Such valuations are based on certain assumptions, which are subject to uncertainty and might materially differ from the actual values realised. The change in fair value recognised in the consolidated statement of income for the year was a decrease of AED 32,447 thousand (2017: decrease of AED 16,957 thousand).

Valuation of private equities

The valuation of private equity investments is based on net asset value determined by external fund managers.

NOTES TO THE CONSOLIDATED FINANCIAL STATEMENTS

31 December 2018

7 FAIR VALUES OF FINANCIAL INSTRUMENTS

A number of the Group's accounting policies and disclosures require the measurement of fair values, for both financial and non-financial assets and liabilities.

IFRS 13 establishes a single framework for measuring fair value and making disclosures about fair value measurements when such measurements are required or permitted by other IFRSs. It unifies the definition of fair value as the price that would be received to sell an asset or paid to transfer a liability in an orderly transaction between market participants at the measurement date.

The management regularly reviews significant unobservable inputs and valuation adjustments. If third party information, such as broker quotes or pricing services, is used to measure fair values, then the management assesses the evidence obtained from the third parties to support the conclusion that such valuations meet the requirements of IFRS, including the level in the fair value hierarchy in which such valuations should be classified.

When measuring the fair value of an asset or a liability, the Group uses market observable data as far as possible. Fair values are categorised into different levels in a fair value hierarchy based on the inputs used in the valuation techniques.

If the inputs used to measure the fair value of an asset or a liability might be categorised in the different levels of the fair value hierarchy, then the fair value measurement is categorised in its entirety in the same level of the fair value hierarchy as the lowest level input that is significant to the entire measurement.

The Group recognises transfers between levels of the fair value hierarchy at the end of the reporting period during which the change has occurred.

Assets measured at fair value – fair value hierarchy

The table below analyses assets at fair value at the end of the reporting period, by the level in the fair value hierarchy into which the fair value measurement is categorised:

	<i>Level 1</i> <i>AED'000</i>	<i>Level 2</i> <i>AED'000</i>	<i>Level 3</i> <i>AED'000</i>	<i>Total</i> <i>AED'000</i>
31 December 2018				
Investments carried at fair value through profit or loss	-	-	270,218	270,218
Investment carried at fair value through OCI	904,392	-	231,581	1,135,973
	904,392	-	501,799	1,406,191
31 December 2017				
Investments carried at fair value through profit or loss	-	-	205,399	205,399
Investment carried at fair value through OCI	906,990	-	216,123	1,123,113
	906,990	-	421,522	1,328,512

NOTES TO THE CONSOLIDATED FINANCIAL STATEMENTS

31 December 2018

7 FAIR VALUES OF FINANCIAL INSTRUMENTS (continued)

Fair value of financial instruments measured at amortised cost

Except as detailed in the following table, management considers that the carrying amounts of financial assets and financial liabilities recognised in the consolidated financial statements approximate their fair values.

	<i>Carrying amount AED'000</i>	<i>Fair value AED'000</i>
31 December 2018		
Investments at amortised cost	<u>774,315</u>	<u>766,738</u>
31 December 2017		
Investments at amortised cost	<u>616,853</u>	<u>615,224</u>

Movement in level 3 for investments carried at fair value through profit or loss and investments at fair value through OCI is as follows:

	<i>2018 AED'000</i>	<i>2017 AED'000</i>
Balance as at 1 January	421,522	311,841
Change in fair value	1,128	63,314
Additions	125,647	104,096
Disposals	<u>(46,498)</u>	<u>(57,729)</u>
Balance at 31 December	<u>501,799</u>	<u>421,522</u>

During the years ended 31 December 2018 and 2017, there were no transfers between level 1 and 2.

8 TRADE AND OTHER RECEIVABLES

	<i>2018 AED'000</i>	<i>2017 AED'000</i>
Trade receivables	1,034,907	899,389
Less: impairment provision of receivables	<u>(142,258)</u>	<u>(141,095)</u>
Net insurance balances receivable	<u>892,649</u>	<u>758,294</u>
<i>Other receivables:</i>		
Deferred acquisition costs	81,669	80,937
Rental income receivable	41,643	56,344
Prepayments	40,271	33,513
Other receivables, net of provision	<u>21,834</u>	<u>44,623</u>
Total other receivables	<u>185,417</u>	<u>215,417</u>
Total trade and other receivables	<u>1,078,066</u>	<u>973,711</u>

NOTES TO THE CONSOLIDATED FINANCIAL STATEMENTS

31 December 2018

8 TRADE AND OTHER RECEIVABLES (continued)

The average credit period on sale of services is 120 days. No interest is charged on trade and other receivables. Trade receivables are provided for, after considering claims payable to policyholders.

Before accepting any new customer, the Group assesses the potential customer's credit quality and defines credit limits by customer. In determining the recoverability of a trade receivable, the Group considers any change in the credit quality of the trade receivable from the date credit was initially granted up to the reporting date.

Impaired trade receivable of AED 363,728 thousand (2017: AED 445,557 thousand) have a provision of AED 142,258 thousand (2017: AED 141,095 thousand) recorded against them.

As at 31 December, the ageing analysis of unimpaired trade receivables and amounts due from related parties is as follows:

	<i>Total</i> AED '000	<i>Neither past due nor impaired</i> AED '000	<i>Past due but not impaired</i> 121-365 days AED '000	<i>Above 365 days</i> AED '000
31 December 2018				
Trade receivables	671,179	598,794	72,385	-
31 December 2017				
Trade receivables	453,832	413,948	39,884	-

Unimpaired receivables are expected on the basis of past experience, to be fully recoverable. It is not the practice of the Group to obtain collateral over receivables and the vast majority are therefore, unsecured.

Movements in the provision for impairment of trade and other receivables were as follows:

	2018 AED'000	2017 AED'000
At 1 January	141,095	161,571
Write-offs during the year	(1,864)	(7)
Charge (reversal) for the year, net (note 22)	<u>3,027</u>	<u>(20,469)</u>
At 31 December	<u><u>142,258</u></u>	<u><u>141,095</u></u>

Movement in deferred acquisition costs were as follows:

	2018 AED'000	2017 AED'000
At 1 January	80,937	80,315
Acquisition costs paid / payable during the year	194,090	188,904
Amortised during the year	<u>(193,358)</u>	<u>(188,282)</u>
At 31 December	<u><u>81,669</u></u>	<u><u>80,937</u></u>

NOTES TO THE CONSOLIDATED FINANCIAL STATEMENTS

31 December 2018

9 INSURANCE CONTRACT LIABILITIES AND RE-INSURANCE CONTRACT ASSETS

	2018 AED'000	2017 AED'000
Insurance contract liabilities	2,136,741	2,051,446
Outstanding claims (i)	537,214	540,000
Claims incurred but not reported	1,284,135	1,290,973
Unearned premium reserve (ii)	<u>3,958,090</u>	<u>3,882,419</u>
Re-insurance contract assets		
Outstanding claims	1,296,925	1,295,990
Claims incurred but not reported	318,937	307,500
Unearned premium reserve	<u>739,584</u>	<u>658,333</u>
	<u>2,355,446</u>	<u>2,261,823</u>
Insurance liabilities - net		
Outstanding claims (i)	839,816	755,456
Claims incurred but not reported	218,277	232,500
Unearned premium reserve (ii)	<u>544,551</u>	<u>632,640</u>
	<u>1,602,644</u>	<u>1,620,596</u>

(i) Outstanding claims includes allocated and unallocated loss adjustment expenses reserve of AED 46,229 thousand (2017: AED 52,100 thousand)

(ii) Unearned premium reserve includes:

	2018 AED'000	2017 AED'000
Premium deficiency reserve - gross	83,800	112,800
Premium deficiency reserve - net	25,400	33,700
Unexpired risk reserve - gross	46,438	61,127
Unexpired risk reserve - net	18,809	22,169

Actuarial valuation for Incurred But Not Reported Reserve (IBNR), Allocated and Unallocated Loss Adjustment Expenses Reserve (ALAE/ULAE), Premium Deficiency Reserve (PDR), Unexpired Risk Reserve (URR) and related assumptions.

Incurred but not reported (IBNR) reserve along with reserves for incurred but not enough reported (IBNER) and allocated and unallocated loss adjustment expenses reserves (ALAE/ULAE) are calculated by external actuaries using a selection of actuarial methods. The analysis is segmented by line of business to provide enough credible and homogeneous claims data and different (selection of) methods are used to take into account different claim development trends for each line of business. IBNR (and IBNER) and ALAE / ULAE are calculated both gross and net of reinsurance using actual reinsurance data to ensure the correct impact of reinsurance is reflected in the reserves.

NOTES TO THE CONSOLIDATED FINANCIAL STATEMENTS

31 December 2018

9 INSURANCE CONTRACT LIABILITIES AND RE-INSURANCE CONTRACT ASSETS (continued)

Premium deficiency reserve (PDR) and unexpired risk reserve (URR) are calculated by external actuaries using a selection of actuarial methods on those lines of business where the unearned premiums is not adequate to meet the expected future liabilities from claims, commissions and expenses. Actuaries analysed the expected losses on the in-force policies separately for each of these lines of business using a selection of actuarial method. Actual commission payouts and expected expenses on the in-force portfolio were used to calculate premium deficiency reserves. PDR also includes consideration of cost of capital or other profit loadings. Additional URR is held for lines of business where the risk is not linear across the policy term.

Movement in the insurance contract liabilities and reinsurance contract assets during the year was as follows:

	31 December 2018			31 December 2017		
	Gross AED'000	Re-Insurance AED'000	Net AED'000	Gross AED'000	Re-Insurance AED'000	Net AED'000
Claims:						
Outstanding claims	2,051,446	1,295,990	755,456	1,882,671	1,205,417	677,254
Incurred but not reported	540,000	307,500	232,500	600,600	363,200	237,400
Total at 1 January	2,591,446	1,603,490	987,956	2,483,271	1,568,617	914,654
Claims settled	(1,716,488)	(758,439)	(958,049)	(1,656,751)	(1,024,186)	(632,565)
Increase in liabilities	1,798,997	770,811	1,028,186	1,764,926	1,059,059	705,867
Total at 31 December	2,673,955	1,615,862	1,058,093	2,591,446	1,603,490	987,956
Outstanding claims	2,136,741	1,296,925	839,816	2,051,446	1,295,990	755,456
Incurred but not reported	537,214	318,937	218,277	540,000	307,500	232,500
Total at 31 December	2,673,955	1,615,862	1,058,093	2,591,446	1,603,490	987,956
Unearned premium:						
Total at 1 January	1,178,173	579,233	598,940	1,066,811	643,744	423,067
Increase during the year	2,909,471	1,567,247	1,342,224	2,643,297	1,410,896	1,232,401
Release during the year	(2,887,309)	(1,465,296)	(1,422,013)	(2,531,935)	(1,475,407)	(1,056,528)
Net increase (decrease) during the year	22,161	101,951	(79,789)	111,362	(64,511)	175,873
Total at 31 December	1,200,335	681,184	519,151	1,178,173	579,233	598,940
Provision for Premium Deficiency Reserve:						
Total at 1 January	112,800	79,100	33,700	129,600	114,900	14,700
Net (decrease) increase during the year	(29,000)	(20,700)	(8,300)	(16,800)	(35,800)	19,000
Total at 31 December	83,800	58,400	25,400	112,800	79,100	33,700
Grand total	3,958,090	2,355,446	1,602,644	3,882,419	2,261,823	1,620,596

10 STATUTORY DEPOSIT

In accordance with the Federal Law No. (6) of 2007 Concerning the Establishment of the Insurance Authority & Organization of the Insurance Operations, the Group maintains a bank deposit of AED 10,000,000 (2017: AED 10,000,000) which cannot be utilised without the consent of the Chairman of the Insurance Authority's Board of Directors.

NOTES TO THE CONSOLIDATED FINANCIAL STATEMENTS

31 December 2018

11 INVESTMENTS

	2018 AED'000	2017 AED'000
Investments at fair value through other comprehensive income	1,135,973	1,123,113
Investments at amortised cost	774,315	616,853
Investment at fair value through profit or loss	270,218	205,399
	<u>2,180,506</u>	<u>1,945,365</u>

Investments carried at fair value through other comprehensive income

The movement in investments carried at fair value through other comprehensive income during the year is as follows:

	2018 AED'000	2017 AED'000
At 1 January	1,123,113	772,528
Additions during the year	419,662	772,492
Disposals during the year	(399,525)	(482,519)
Net change in fair value	(7,277)	60,612
At 31 December	<u>1,135,973</u>	<u>1,123,113</u>

Investments at amortised cost

The movement in investments at amortised cost during the year is as follows:

	2018 AED'000	2017 AED'000
At 1 January	616,853	414,224
Additions during the year	232,333	220,581
Disposals during the year	(71,564)	(15,003)
Amortisation expense	(3,307)	(2,949)
At 31 December	<u>774,315</u>	<u>616,853</u>

Investments carried at fair value through profit or loss

The movement in investments carried at fair value through profit or loss is as follows:

	2018 AED'000	2017 AED'000
At 1 January	205,399	166,863
Additions during the year	96,952	75,239
Disposals during the year	(25,173)	(44,815)
Net change in fair value (note 21)	(6,960)	8,112
At 31 December	<u>270,218</u>	<u>205,399</u>

Geographical concentration of investments is as follows:

	2018 AED'000	2017 AED'000
Within UAE	1,244,297	1,097,772
Outside UAE	936,209	847,593
	<u>2,180,506</u>	<u>1,945,365</u>

NOTES TO THE CONSOLIDATED FINANCIAL STATEMENTS

31 December 2018

12 INVESTMENT PROPERTIES

	<i>Abu Dhabi Head Office Land and Building⁽ⁱ⁾ AED '000</i>	<i>Al Ain Land and Building⁽ⁱⁱ⁾ AED '000</i>	<i>Sharjah Land and Building⁽ⁱⁱⁱ⁾ AED '000</i>	<i>Al Raha Beach (Plot 406) and Building^(iv) AED '000</i>	<i>Al Raha Beach (Plot 408) and Building^(v) AED '000</i>	<i>Total AED '000</i>
2018						
At 1 January 2018	135,189	11,909	46,800	315,927	231,200	741,025
Additions	1,409	-	-	-	-	1,409
Decrease in fair value during the year (note 21)	(7,271)	(709)	(1,930)	(8,995)	(13,542)	(32,447)
At 31 December 2018	<u>129,327</u>	<u>11,200</u>	<u>44,870</u>	<u>306,932</u>	<u>217,658</u>	<u>709,987</u>
2017						
At 1 January 2017	146,185	12,035	46,150	299,600	253,734	757,704
Additions	278	-	-	-	-	278
(Decrease) increase in fair value during the year (note 21)	(11,274)	(126)	650	16,327	(22,534)	(16,957)
At 31 December 2017	<u>135,189</u>	<u>11,909</u>	<u>46,800</u>	<u>315,927</u>	<u>231,200</u>	<u>741,025</u>

- (i) The construction of this building which is comprised of 14 floors was completed in 1980.
- (ii) The construction of this six storey building was completed in 2003. The entire building is available for letting to third parties.
- (iii) This 16 storey building was purchased during 1993. The entire building is available for letting to third parties.
- (iv) In 2007, the Company purchased land at Al Raha Beach in Abu Dhabi City (Plot 406). The construction on plot no 406 was completed in 2013.
- (v) In 2007, the Company purchased land at Al Raha Beach in Abu Dhabi City (Plot 408). The construction on plot no 408 was completed in 2015.

Measurement of fair value

In accordance with the requirements of the Insurance Authority Board Decision No. (25) of 2014, two independent real estate valuers performed the revaluation of the investment properties, with the average of the two being accounted for the purpose of financial reporting.

The fair value of investment properties is determined using market based approach, discounted cash flow (DCF) model and cap rate (2017: same). The fair values of the Group's investment properties are categorised into level 3 of the fair value hierarchy. The fair value of the investment properties were determined either (a) by an external, independent property valuer having appropriate recognised professional qualifications and recent experience in the locations and categories of the properties being valued (for DCF valuations) or (b) market based valuations.

Market based approach considers recent market transactions for similar assets or quotes / bid prices for same or similar assets.

DCF considers the present value of net cash flows to be generated from the property, taking into account expected rental growth rate, void periods, occupancy rate, lease incentive costs such as rent-free periods and other costs not paid by tenants. The expected net cash flows are discounted using risk-adjusted discount rates. Among other factors, the discount rate estimation considers the quality of a building and its location (prime vs secondary), tenant credit quality and lease terms.

NOTES TO THE CONSOLIDATED FINANCIAL STATEMENTS

31 December 2018

12 INVESTMENT PROPERTIES (continued)

The estimated fair value would increase / (decrease) if:

- expected market rental growth were higher / (lower);
- void periods were shorter / (longer);
- the occupancy rate were higher / (lower);
- rent-free periods were shorter (longer); or
- the risk-adjusted discount rate were lower (higher).

13 PROPERTY AND EQUIPMENT

Property and equipment consist of the Group's building, furniture and fixtures, office equipment, motor vehicles and capital work in progress. Cost and accumulated depreciation accounts are aggregated as follows:

	<i>Building</i> AED'000	<i>Furniture, fixtures and leasehold improvements</i> AED'000	<i>Office equipment</i> AED'000	<i>Motor vehicles</i> AED'000	<i>Capital work in progress</i> AED'000	<i>Total</i> AED '000
2018:						
Cost:						
At 1 January 2018	24,547	40,508	81,168	232	2,166	148,621
Additions	213	1,874	8,993	-	4,101	15,181
Transfers	-	87	5,062	-	(5,149)	-
At 31 December 2018	24,760	42,469	95,223	232	1,118	163,802
Depreciation:						
At 1 January 2018	8,204	36,875	33,547	130	-	78,756
Charge for the year	1,306	1,962	10,119	35	-	13,422
At 31 December 2018	9,510	38,837	43,666	165	-	92,178
Carrying amounts:						
At 31 December 2018	15,250	3,632	51,557	67	1,118	71,624
2017:						
Cost:						
At 1 January 2017	24,547	40,203	58,460	201	21,802	145,213
Additions	-	515	3,158	66	3,534	7,273
Disposals	-	(210)	(3,620)	(35)	-	(3,865)
Transfers	-	-	23,170	-	(23,170)	-
At 31 December 2017	24,547	40,508	81,168	232	2,166	148,621
Depreciation:						
At 1 January 2017	6,912	32,995	29,307	139	-	69,353
Charge for the year	1,292	4,090	7,857	26	-	13,265
Disposal for the year	-	(210)	(3,617)	(35)	-	(3,862)
At 31 December 2017	8,204	36,875	33,547	130	-	78,756
Carrying amounts:						
At 31 December 2017	16,343	3,633	47,621	102	2,166	69,865

NOTES TO THE CONSOLIDATED FINANCIAL STATEMENTS

31 December 2018

14 SHARE CAPITAL

	2018 AED'000	2017 AED'000
<i>Authorised</i>		
375,000,000 ordinary shares of AED 1 each (2017: 375,000,000 ordinary shares of AED 1 each)	<u>375,000</u>	<u>375,000</u>
<i>Issued and fully paid</i>		
375,000,000 ordinary shares of AED 1 each (2017: 375,000,000 ordinary shares of AED 1 each)	<u>375,000</u>	<u>375,000</u>

15 LEGAL RESERVE

In accordance with the Federal Law No. (2) of 2015 Concerning the Commercial Companies and the Company's Articles of Association, 10% of net profit is to be transferred to a non-distributable legal reserve until the balance of the legal reserve equals 50% of the Company's paid up share capital. This reserve is not available for dividend distribution. Since the Company reached the 50% limit, no transfer has been made during the year.

16 GENERAL RESERVE

Transfers to and from the general reserve are made at the discretion of the Board of Directors and the approval of the General Assembly. This reserve may be used for such purposes as the Directors deem fit. During the year, the Board of Directors proposed a transfer of AED 100,000 thousand (2017: AED 200,000 thousand) from retained earnings to general reserve, which was approved in the Annual General Assembly held on 19 March 2018 (2017: 28 March 2017).

17 RETAINED EARNINGS

The Board of Directors propose, subject to the approval of the Annual Ordinary General Assembly, a cash dividend in respect of the year 2018 of AED 0.30 per share.

At the Annual General Assembly held on 19 March 2018 (2017: 28 March 2017 relating to the results of 2016), the Shareholders approved the distribution of cash dividends relating to the results of 2017 of AED 0.25 per share amounting to AED 93,750 thousand (2017: AED 0.15 per share amounting to AED 56,250 thousand).

At the Annual General Assembly held on 19 March 2018, the Shareholders approved board of directors' remuneration relating to the results of 2017 amounting to AED 5,800 thousand (2017: AED 5,800 thousand relating to the results of 2016).

NOTES TO THE CONSOLIDATED FINANCIAL STATEMENTS

31 December 2018

18 MANDATORY CONVERTIBLE BONDS

During 2016, the Group issued mandatory convertible bonds with a nominal value amounting to AED 390,000 thousand that are convertible into new ordinary shares at the end of the third year from the date of issue, being 15 June 2016, at the rate of AED 2 per share. The bonds bear interest at a fixed rate of 7.5% per annum, payable annually in arrears, commencing on 15 June 2017 until the conversion date.

The issue of mandatory convertible bonds was approved in the Annual General Assembly of the Company on 15 February 2016.

The proceeds received from the issuance of mandatory convertible bonds have been split between a liability component arising from present value of contractual interest payments and an equity component, representing the residual value attributable to the future delivery of the ordinary shares of the Company.

Reconciliation between the amounts presented in the consolidated statement of financial position is as follows:

	<i>Liability component AED '000</i>	<i>Equity component AED '000</i>	<i>Prepaid transaction costs AED '000</i>	<i>Total AED '000</i>
2018				
Balance at 1 January 2018	54,788	305,925	(267)	360,446
Accretion expense	2,422	-	-	2,422
Interest paid during the year	(29,250)	-	-	(29,250)
Amortisation of transaction costs	-	-	183	183
Balance at 31 December 2018	<u>27,960</u>	<u>305,925</u>	<u>(84)</u>	<u>333,801</u>
2017				
Balance at 1 January 2017	82,544	305,925	(450)	388,019
Accretion expense	1,494	-	-	1,494
Interest paid during the year	(29,250)	-	-	(29,250)
Amortisation of transaction costs	-	-	183	183
Balance at 31 December 2017	<u>54,788</u>	<u>305,925</u>	<u>(267)</u>	<u>360,446</u>

Liability component of mandatory convertible bonds is analysed in the statement of financial position as follows:

	2018 AED'000	<i>2017 AED'000</i>
Current	27,960	28,376
Non-current	-	26,412
Total	<u>27,960</u>	<u>54,788</u>

NOTES TO THE CONSOLIDATED FINANCIAL STATEMENTS

31 December 2018

19 PROVISION FOR STAFF END OF SERVICE BENEFITS

	2018 AED'000	2017 AED'000
Balance at 1 January	30,919	31,204
Charge for the year	4,200	4,368
Paid during the year	(3,519)	(4,653)
	<u>31,600</u>	<u>30,919</u>
Balance at 31 December	<u>31,600</u>	<u>30,919</u>

20 TRADE AND OTHER PAYABLES

	2018 AED'000	2017 AED'000
Trade accounts payable	<u>819,743</u>	<u>566,527</u>
<i>Other payables:</i>		
Accrued expenses	41,552	35,232
Deferred commission income	83,618	58,055
Deferred income	51,072	68,376
Other accounts payable	<u>134,890</u>	<u>25,308</u>
Total other payables	<u>311,132</u>	<u>186,971</u>
Total trade and other payables	<u>1,130,875</u>	<u>753,498</u>

21 NET INVESTMENT AND OTHER INCOME

	2018 AED'000	2017 AED'000
Net rental income	<u>37,157</u>	<u>39,441</u>
Dividend income	65,951	57,369
Net interest income on bank deposits and bonds	41,294	34,039
Change in fair value of investments carried at fair value through profit or loss (note 11)	(6,960)	8,112
Gain on disposal of investment at amortised cost	143	-
Gain on disposal of investment carried at fair value through profit or loss	38	-
Decrease in fair value of investment properties (note 12)	(32,447)	(16,957)
Other expenses	<u>(9,298)</u>	<u>(7,772)</u>
	<u>58,721</u>	<u>74,791</u>
Net investment and other income	<u>95,878</u>	<u>114,232</u>

NOTES TO THE CONSOLIDATED FINANCIAL STATEMENTS

31 December 2018

22 GENERAL AND ADMINISTRATIVE EXPENSES

	2018 AED'000	2017 AED'000
Salaries and other benefits	165,157	149,956
Impairment (reversal of) of receivables, net (note 8)	3,027	(20,469)
Depreciation charge (note 13)	13,422	13,265
Advertisement	4,462	4,835
Social contribution (note 28)	1,177	4,000
Rent	5,713	5,327
Communication and office supplies	6,206	6,181
Others	30,568	27,869
	<u>229,732</u>	<u>190,964</u>

23 BASIC AND DILUTED EARNINGS PER ORDINARY SHARE

Basic earnings per share are calculated by dividing the profit for the year by the weighted average number of ordinary shares outstanding during the year, plus the weighted average number of ordinary shares that would be issued on the conversion of mandatory convertible bonds.

Diluted earnings per share are calculated by dividing the profit for the year by the weighted average number of ordinary shares outstanding during the year, plus the weighted average number of ordinary shares that would be issued on the conversion of mandatory convertible bonds.

	2018 AED'000	2017 AED'000
Profit for the year used for basic earnings per share	235,644	227,280
Accretion recognised during the year on mandatory convertible bonds	2,422	1,494
Profit for the year used for calculating basic and diluted earnings per share	<u>238,066</u>	<u>228,774</u>
Ordinary shares in issue throughout the year	375,000	375,000
Effect of conversion of mandatory convertible bonds	195,000	195,000
Weighted average number of ordinary shares adjusted for the effect of mandatory convertible bonds used for calculating basic and diluted earnings per share	<u>570,000</u>	<u>570,000</u>
Basic and diluted earnings per share (AED)	<u>0.42</u>	<u>0.40</u>

NOTES TO THE CONSOLIDATED FINANCIAL STATEMENTS

31 December 2018

24 RELATED PARTIES

Identity of related parties

Related parties comprise major shareholders, associated companies, directors and key management personnel of the Group and entities controlled, jointly controlled or significantly influenced by such parties. Government of Abu Dhabi holds 24 percent shareholding in the Group through Abu Dhabi Investment Council.

Pricing policies and terms of these transactions are approved by the management. The Group maintains significant balances with these related parties which arise from commercial transactions as follows:

Balances

Balances with related parties at the reporting date are shown below:

	<i>Directors and key management 31 December 2018 AED'000</i>	<i>Major shareholder 31 December 2018 AED'000</i>	<i>Others 31 December 2018 AED'000</i>	<i>Total 31 December 2018 AED'000</i>
Trade and other receivables	285	-	163,799	164,084
Trade and other payables	18	72	24,198	24,288
Cash and bank balances	-	-	515,751	515,751
Investments	-	-	353,104	353,104
Statutory deposits	-	-	10,000	10,000
Insurance contract liabilities	18	1,426	341,262	342,706

	<i>Directors and key management 31 December 2017 AED'000</i>	<i>Major shareholder 31 December 2017 AED'000</i>	<i>Others 31 December 2017 AED'000</i>	<i>Total 31 December 2017 AED'000</i>
Trade and other receivables	325	2	228,004	228,331
Trade and other payables	5	29	19,451	19,485
Cash and bank balances	-	-	408,054	408,054
Investments	-	-	243,305	243,305
Statutory deposits	-	-	10,000	10,000
Insurance contract liabilities	21	1,607	368,170	369,798

NOTES TO THE CONSOLIDATED FINANCIAL STATEMENTS

31 December 2018

24 RELATED PARTIES (continued)

Transactions

Transactions carried out during the reporting period with related parties are shown below:

	<i>Directors and key management 31 December 2018 AED'000</i>	<i>Major shareholder 31 December 2018 AED'000</i>	<i>Others 31 December 2018 AED'000</i>	<i>Total 31 December 2018 AED'000</i>
Premium written	45	3,361	346,371	349,777
Claims incurred	-	3,950	135,285	139,235
Dividend income	-	-	6,991	6,991
Interest income	-	-	15,972	15,972
Directors remuneration	(5,800)	-	-	(5,800)
Other investment income	-	-	191	191

	<i>Directors and key management 31 December 2017 AED'000</i>	<i>Major shareholder 31 December 2017 AED'000</i>	<i>Others 31 December 2017 AED'000</i>	<i>Total 31 December 2017 AED'000</i>
Premium written	52	3,715	484,481	488,248
Claims incurred	-	2,656	169,358	172,014
Dividend income	-	-	6,724	6,724
Interest income	-	-	12,703	12,703
Directors remuneration	(5,800)	-	-	(5,800)
Other investment income	-	-	200	200

A net amount of AED 905 thousand has been released from provision for impairment against trade and other receivables extended to related parties (2017: release of AED 23,541 thousand). Contingent liabilities issued during the year in favour of related parties amounted to AED 69,956 thousand (2017: AED 53,552 thousand).

Key management personnel remuneration

Key management remuneration is as shown below:

	<i>2018 AED'000</i>	<i>2017 AED'000</i>
Salaries and short term benefits	15,275	12,995
Staff end of service benefits	739	637
	16,014	13,632

NOTES TO THE CONSOLIDATED FINANCIAL STATEMENTS

31 December 2018

25 CASH AND CASH EQUIVALENTS

Cash and cash equivalents at the end of the year as shown in the cash flow statement can be reconciled to the related items in the consolidated statement of financial position as follows:

	2018 AED'000	2017 AED'000
Cash in hand	87	82
Statutory deposit (note 10)	10,000	10,000
Deposits / call / current accounts at local UAE banks	<u>844,548</u>	<u>695,352</u>
Less: statutory deposit	854,635	705,434
Less: deposits with original maturities of greater than three months	<u>(10,000)</u> <u>(507,866)</u>	<u>(10,000)</u> <u>(481,930)</u>
Cash and cash equivalents	<u><u>336,769</u></u>	<u><u>213,504</u></u>

Geographical concentration of cash and cash equivalents and deposits with original maturities of three months or more is as follows:

	2018 AED'000	2017 AED'000
Within UAE	832,599	684,282
Outside UAE	<u>22,036</u>	<u>21,152</u>
	<u><u>854,635</u></u>	<u><u>705,434</u></u>

Fixed deposits and call accounts with banks carry interest rates of 2% to 4% (2018: 0.85% to 3%) per annum.

26 SEGMENT INFORMATION

The Group is organized into two main business segments:

Underwriting of commercial lines of business – incorporating all classes of general insurance including marine cargo, marine hull, aviation, energy, property and engineering.

Underwriting of consumer line of business – incorporating all classes of insurance including accident, motor, life and medical.

NOTES TO THE CONSOLIDATED FINANCIAL STATEMENTS

31 December 2018

26 SEGMENT INFORMATION

	<i>Commercial</i>		<i>Consumer</i>		<i>Total</i>	
	<i>2018</i> <i>AED'000</i>	<i>2017</i> <i>AED '000</i>	<i>2018</i> <i>AED'000</i>	<i>2017</i> <i>AED '000</i>	<i>2018</i> <i>AED'000</i>	<i>2017</i> <i>AED '000</i>
Gross written premium	1,473,533	1,358,666	1,435,938	1,284,631	2,909,471	2,643,297
Less: reinsurance premium ceded	(1,142,232)	(959,888)	(425,015)	(451,008)	(1,567,247)	(1,410,896)
Net written premium	331,301	398,778	1,010,923	833,623	1,342,224	1,232,401
Net change in unearned premium reserves	49,475	(25,008)	38,614	(169,865)	88,089	(194,873)
Net premium earned	380,776	373,770	1,049,537	663,758	1,430,313	1,037,528
Gross claims paid	(709,636)	(903,428)	(1,006,852)	(753,323)	(1,716,488)	(1,656,751)
Less: reinsurance share of claims paid	500,024	690,569	258,415	333,617	758,439	1,024,186
Net claims paid	(209,612)	(212,859)	(748,437)	(419,706)	(958,049)	(632,565)
Net change in outstanding claims, ALAE/ULAE and IBNR	(7,627)	(42,174)	(62,510)	(31,128)	(70,137)	(73,302)
Net claims incurred	(217,239)	(255,033)	(810,947)	(450,834)	(1,028,186)	(705,867)
Gross commission income	105,113	102,663	45,800	49,390	150,913	152,053
Less: commission expenses incurred	(100,932)	(110,320)	(43,342)	(33,197)	(144,274)	(143,517)
Net commissions income (expenses)	4,181	(7,657)	2,458	16,193	6,639	8,536
Other underwriting income	5,899	4,656	3,917	3,924	9,816	8,580
Less: other underwriting expenses	(16,296)	(23,252)	(32,788)	(21,513)	(49,084)	(44,765)
Net other underwriting expenses	(10,397)	(18,596)	(28,871)	(17,589)	(39,268)	(36,185)
Net underwriting results	157,321	92,484	212,177	211,528	369,498	304,012
Net investment and other income					95,878	114,232
General and administrative expenses					(229,732)	(190,964)
Profit for the year					235,644	227,280

Assets and liabilities of the Group are commonly used across the segments. There were no transactions between the segments.

NOTES TO THE CONSOLIDATED FINANCIAL STATEMENTS

31 December 2018

27 CONTINGENT LIABILITIES AND COMMITMENTS

Legal claims

The Group, in common with the majority of insurers, is subject to claims and litigation in the normal course of its business. Based on advice from the internal claims department and independent legal advice, the management records provision representing best estimate of probable outflow of economic resources.

Contingent liabilities and commitments

	2018 AED'000	2017 AED'000
Commitments in respect of uncalled subscription of equities held as investments.	<u>99,118</u>	<u>67,824</u>
Bank guarantees	<u>160,139</u>	<u>123,933</u>
Letters of credit	<u>386</u>	<u>386</u>

The above bank guarantees and letters of credit were issued in the normal course of business.

28 SOCIAL CONTRIBUTIONS

The social contributions (including donations and charity) made during the year amount to AED 1,177 thousand (2017: 4,000 thousand) which were approved by the Board of Directors.

OUR LOCATIONS

Head Office, Main Branches, and Subsidiaries

Head Office

ADNIC Corporate Headquarters
P.O. Box: 839 – Abu Dhabi
Tel: 02 4080100
Fax: 02 4080604
Email: adnic@adnic.ae

Salam Street Branch

Al Zubara Tower, Ground Floor,
Al Salam Street
P.O. Box: 3275 – Abu Dhabi
Tel: 02 4080400
Fax: 02 4080699

Mussafah Branch

The Village Mall, Workers Village
Mussafah M24
Shops (GF-A11 and A07)
P.O. Box: 92572 – Abu Dhabi
Tel: 02 4080696
Fax: 02 4080690

Samha Traffic Branch

Samha ADNOC Station
Tel: 02 5620162
Fax: 02 4080604

Khalifa City Branch

C9, Ground Floor,
Etihad Plaza Complex
Tel: 02 4080548
Fax: 02 4080604

Abu Dhabi Branch

Abu Dhabi Traffic Police
Vehicle Test Section
Tel: 02 4080578/587/588/589
Fax: 02 4080604

Madinat Zayed Branch

Abu Dhabi Traffic Police
Heavy Vehicle
Tel: 02 8841577
Fax: 02 4080604

Al Shamkha Branch

ADNOC Service Station
169 | Motor World
Tel: 02 4080576
Fax: 02 4080604

Ruwais Branch

Ruwais City – Ruwais Mall,
Tamm Center
Tel: 02 8772123
Fax: 02 4080604

Ghuwaifat Border Branch

Tel: 02 8723080
Fax: 02 4080604

Ghuwaifat - Sila'a Branch

Tel: 02 8723287
Fax: 02 4080604

Mahawi Branch

Abu Dhabi Traffic Police Department
Vehicle Inspection Centre
Abu Dhabi - Al Ain Highway
Tel: 02 6585158
Fax: 02 4080604

Al Ain Branch (1)

Khalaf Bin Ahmad
Al-Otaibah Building
Main Street (Sheikh Zayed Road)
P.O. Box: 1407 – Al Ain
Tel: 03 7641834
Fax: 03 7663147

Al Ain Branch (2)

Al Ain Traffic Police Dept. – Zakher
Tel: 03 7828666
Fax: 03 7663147

Al Ain Branch (3)

Mizyad
Abu Dhabi Traffic Police Dept.
Tel: 03 7824250
Fax: 03 7663147

Al Ain Branch (4)

Al Bateen
Al Ain Traffic Police Department
Vehicle Inspection Centre
Tel: 03 7847761
Fax: 03 7663147

Dubai Branch (1)

Al Muraikhi Tower
Al Maktoum Street
P.O. Box: 11236 – Deira
Tel: 04 5154850
Fax: 04 5154910

Dubai Branch (2)

International Division

Maze Tower
Dubai - Opposite DIFC
Tel: 04 515 4888
Fax: 04 515 4919

Sharjah Branch (1)

Al Hosn Tower,
Showroom No. 2, Building
No. 617/A, Al Ittihad Street
P.O. Box: 3674 – Sharjah
Tel: 06 5683743
Fax: 06 5682713

Sharjah Branch (2)

Tasjeel Auto Village
Vehicle Testing & Registration Centre
Tel: 06 5489546
Fax: 06 5682713

Sharjah Branch (3)

Tasjeel Abu Shagara
Vehicle Testing & Registration Centre
Tel: 06 5593251
Fax: 06 5682713

Subsidiaries

ADNIC International Ltd.

London - UK

The Leadenhall Building
30th floor
EC3V 4AB
Tel: +44(0)2037534686/687